



RMG RESEARCH, Inc.
GOLD CIRCLE MEMBERSHIP

Scott Rasmussen National Survey
of 1,200 Registered Voters
Conducted December 6-8, 2022

Guns



RMG RESEARCH, Inc.
GOLD CIRCLE MEMBERSHIP

CONFIDENTIALITY NOTICE

This presentation and any accompanying documents contain information belonging to the owner which may be **confidential and legally privileged**. This information is only for the use of the individual or entity to which it was intended. In no instance should the document itself be shared with anyone other than the original recipient.

If you are not the intended recipient, any disclosure, copying, distribution, or action taken in reliance on the contents of the information contained in this presentation and any accompanying documents is **strictly prohibited**.

If you have received this document in error, please contact the sender immediately and delete the document.

METHODOLOGY



RMG RESEARCH, Inc.
GOLD CIRCLE MEMBERSHIP

This Counterpolling™ survey of **1,200 Registered Voters** was conducted online by Scott Rasmussen on **December 6-8, 2022**. Field work for the survey was conducted by RMG Research, Inc.

Certain quotas were applied, and the sample was lightly weighted by geography, gender, age, race, education, internet usage, and political party to reasonably reflect the nation's population of Registered Voters. Other variables were reviewed to ensure that the final sample is representative of that population.

The margin of sampling error for the full sample is **+/- 2.8 percentage points**.

This survey was paid for by RMG Research, Inc. as part of the service provided for our Gold Circle Members.

Age	
18-34	24%
35-44	16%
45-54	15%
55-64	19%
65+	25%

Gender	
Men	47%
Women	53%

Party w/ leaners	
Republican	42%
Democratic	36%
Other	23%

Race	
White	71%
Black	12%
Hispanic	11%
Other	6%

KEY FINDINGS



RMG RESEARCH, Inc.
GOLD CIRCLE MEMBERSHIP

- Overall, 62% of voters would prefer to live in a community where people are allowed to own guns.
 - Just 25% would prefer a community where guns are outlawed.
 - Republicans, by an 84% to 12% margin, prefer a community where guns are allowed. Democrats are evenly divided.
 - The overall number who prefer a community where guns are allowed dipped to 47% following the Uvalde shootings but has since rebounded to a level consistent with the long-term trend.
- Seventy-one percent (71%) of voters say there are positive benefits to allowing private gun ownership.
 - This includes majorities of both Republicans (86%) and Democrats (59%).
- Forty-six percent (46%) say gun laws in their area are generally not strict enough.
 - Twenty-four percent (24%) say they are too strict.
 - By a narrow margin of 34% to 29%, Republicans say gun laws are too strict.
 - By a large margin of 67% to 16%, Democrats say that gun laws aren't strict enough.

1. Do you approve or disapprove of the way President Biden is performing his job?

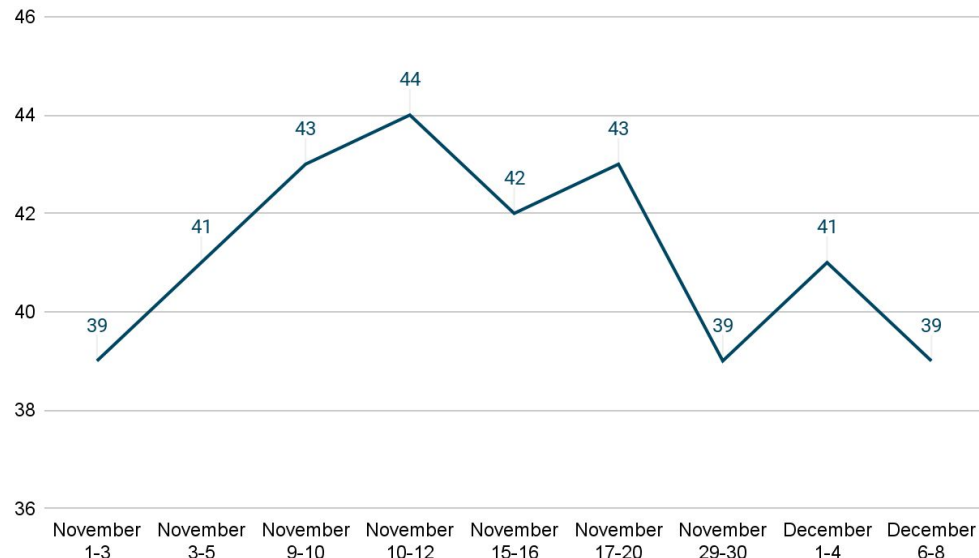


RMG RESEARCH, Inc.
GOLD CIRCLE MEMBERSHIP

President Biden Job Approval Ratings			
	Approve	Disapprove	Net
December 6-8, 2022	39%	57%	-18
December 1-4, 2022	41%	52%	-11
November 2022	42%	54%	-12
October 2022	42%	54%	-12
September 2022	40%	56%	-16
August 2022	41%	55%	-14
July 2022	39%	57%	-18
June 2022	43%	52%	-9
May 2022	43%	52%	-9
April 2022	41%	53%	-12
March 2022	42%	53%	-11
February 2022	42%	53%	-11
January 2022	42%	52%	-10
December 2021	43%	51%	-8

Source: RMG Research, Inc.

Total trend: November-December, 2022



Scott Rasmussen National Survey of 1,200 Registered Voters
Conducted December 6-8, 2022

2. On a different topic... do you or anyone in your immediate family own a gun?



RMG RESEARCH, Inc.
GOLD CIRCLE MEMBERSHIP

Total	
Yes	43%
No	50%
Not sure	7%

Total			
	Yes	No	Net
December 6-8, 2022	43%	50%	-7
September 22-23, 2022	45%	51%	-6
July 12-13, 2022	50%	46%	+4
RMG Research, Inc.			

Scott Rasmussen National Survey of 1,200 Registered Voters
Conducted December 6-8, 2022

3. Would you rather live in a community where guns are outlawed or in a community where people are allowed to own guns?



RMG RESEARCH, Inc.
GOLD CIRCLE MEMBERSHIP

Total	
One where guns are outlawed	25%
One where people are allowed to own guns	62%
Not sure	13%

Total			
	One where guns are outlawed	One where people are allowed to own guns	Not sure
December 6-8, 2022	25%	62%	13%
June 15-16, 2022	32%	54%	22%
May 26-29, 2022	36%	47%	17%
April 1-3, 2022	26%	57%	17%
RMG Research, Inc.			

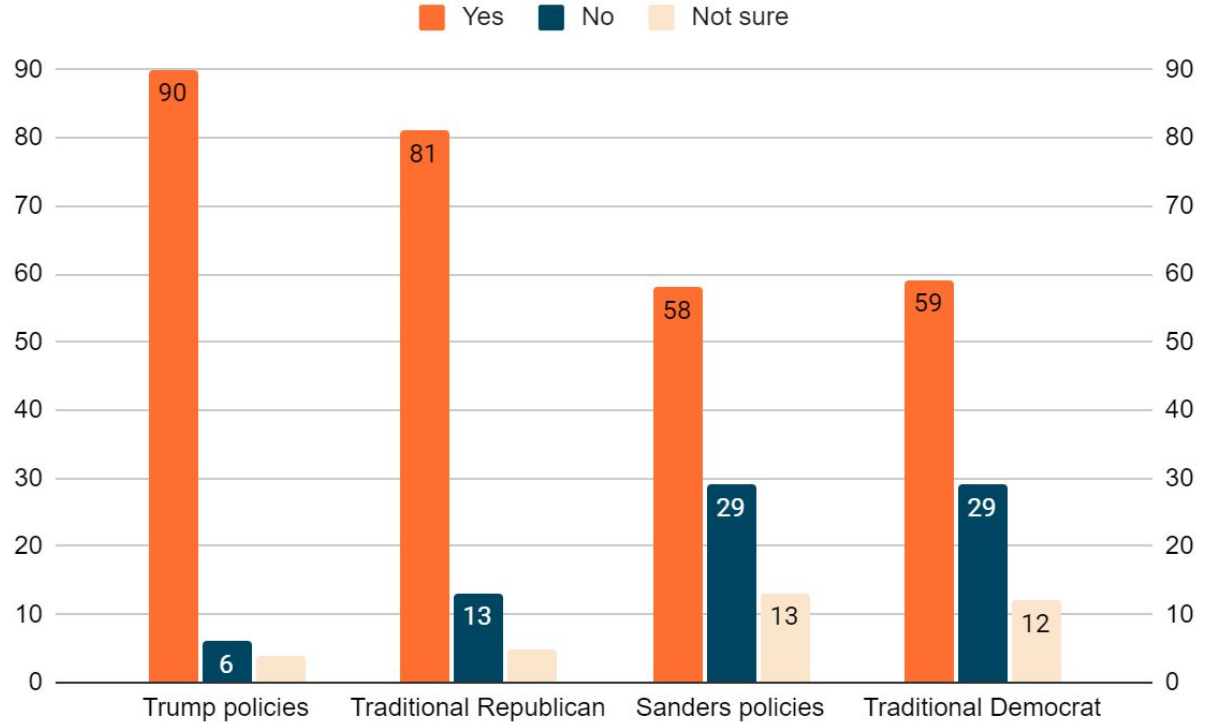
Scott Rasmussen National Survey of 1,200 Registered Voters
Conducted December 6-8, 2022

4. Are there any positive benefits to allowing private gun ownership in the United States?



RMG RESEARCH, Inc.
GOLD CIRCLE MEMBERSHIP

Total	
Yes	71%
No	17%
Not sure	13%



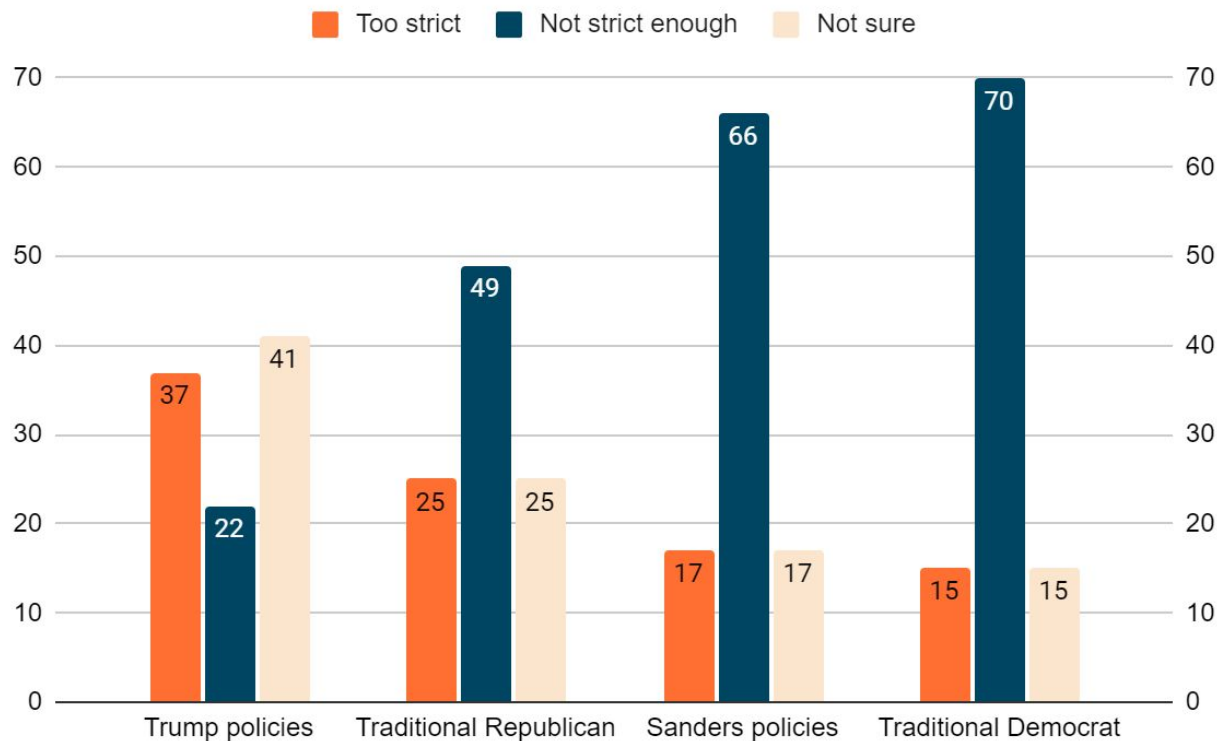
Scott Rasmussen National Survey of 1,200 Registered Voters
Conducted December 6-8, 2022

5. Are gun laws in your area generally too strict or not strict enough?



RMG RESEARCH, Inc.
GOLD CIRCLE MEMBERSHIP

Total	
Too strict	24%
Not strict enough	46%
Not sure	30%



Scott Rasmussen National Survey of 1,200 Registered Voters
Conducted December 6-8, 2022

CONTACT INFORMATION



727-261-1106



300 E Davis St. #160
McKinney, TX 75069



srasmussen@rmgresearch.com



RMG RESEARCH, Inc.

GOLD CIRCLE MEMBERSHIP