

The Pine Tree State Poll

May 27, 2026

PLATNER LEADS COLLINS IN MAINE SENATE RACE

By: Sean P. McKinley, M.A.
Andrew E. Smith, Ph.D.

Zachary S. Azem, M.A.
Tracy Keirns, Ph.D.

andrew.smith@unh.edu
603-862-2226
cola.unh.edu/unh-survey-center

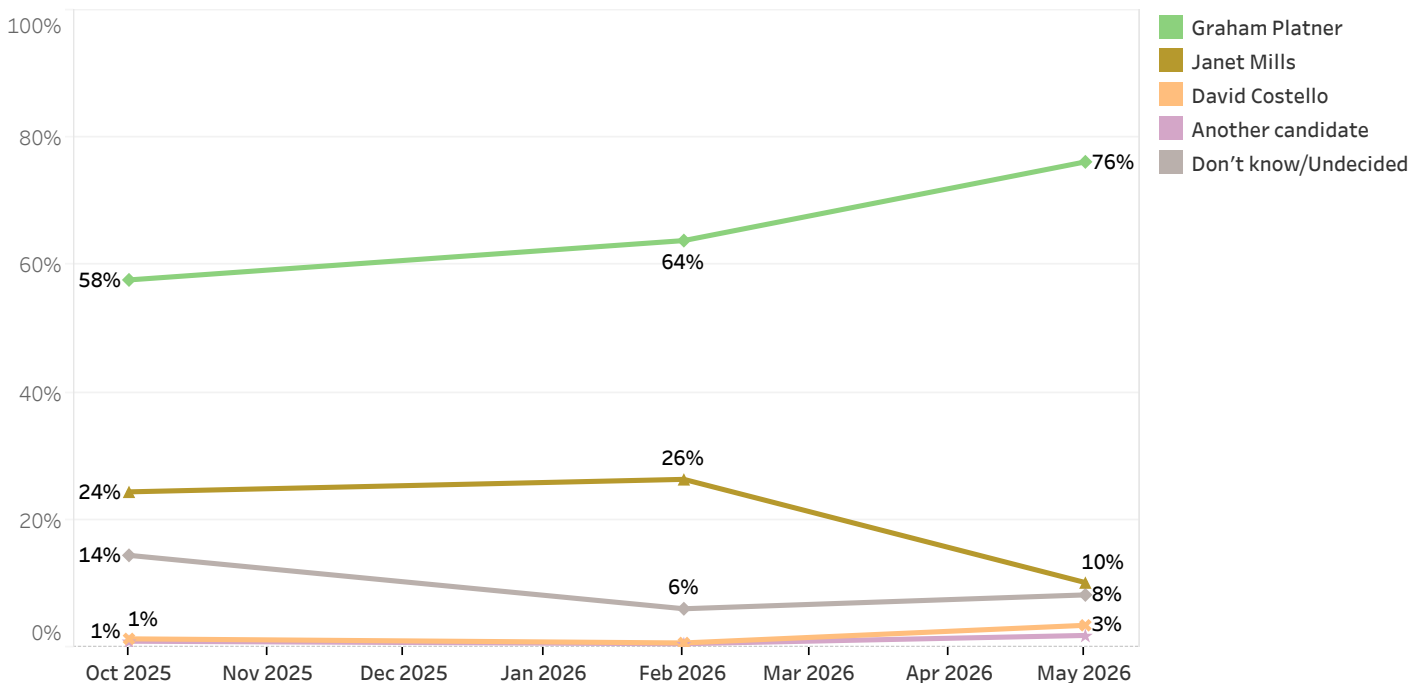
DURHAM, NH - With the Maine primary only two weeks away, Graham Platner holds a dominant lead in the Democratic primary for U.S. Senate following the withdrawal of Governor Janet Mills. Platner leads incumbent Republican Susan Collins in a general election matchup. Troy Jackson and Nirav Shah are tied in the race for the Democratic nomination for governor. On the Republican side, Robert Charles leads the field, followed by Jonathan Bush. No clear frontrunner has emerged in the race for the Democratic nomination for U.S. House in Maine's Second Congressional District, while most likely Republican voters are undecided on a GOP nominee for U.S. House in Maine's First District.

2026 U.S. Senate Election

Graham Platner has consolidated his lead in the 2026 U.S. Senate Democratic primary in Maine, following the withdrawal of Governor Janet Mills from the race last month. Among likely 2026 Democratic primary voters, 76% say they would vote for Platner if the primary were held today, 10% would vote for Mills, who will be on the ballot, 3% would vote for former deputy secretary of the Maryland Department of the Environment David Costello, 2% would vote for another candidate, and 8% are undecided. Platner's support is highest among progressives, socialists, and those under the age of 35.

Likely Democratic primary voters continue to view Platner positively: 73% have a favorable opinion of Platner, 14% have an unfavorable opinion, 11% are neutral, and 3% don't know enough about him to say, yielding a net favorability rating of +59, unchanged since February (+60). Costello is largely unknown: only 7% of state residents have a favorable opinion of Costello, 6% have an unfavorable opinion, 28% are neutral, and 59% don't know enough about him to say.

Maine 2026 U.S. Senate Democratic Primary First Choice

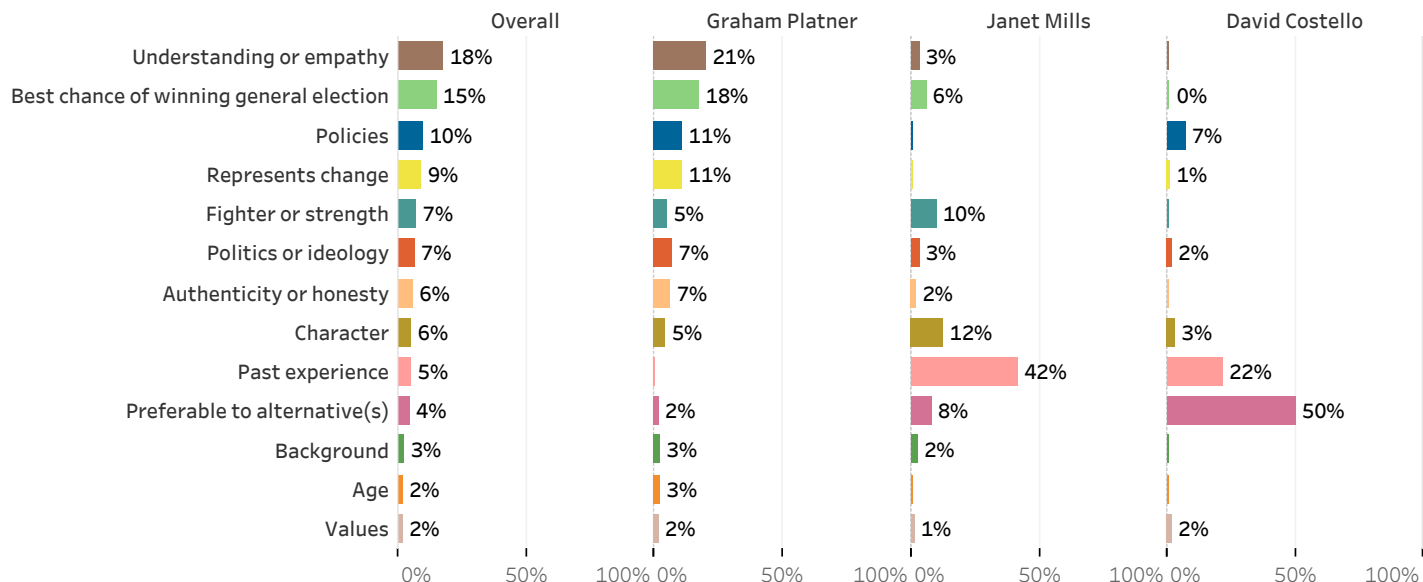


Janet Mills withdrew from the race on April 30th, 2026 but remains on the ballot

* We ask that this copyrighted information be referred to as *the Pine Tree State Poll*, a States of Opinion Project, conducted by the University of New Hampshire Survey Center.

When asked for the most important reason they support their preferred candidate in this race, likely Democratic primary voters most often say it is because of their preferred candidate's understanding or empathy (18%), 15% say their candidate has the best chance of winning the general election, 10% mention their policies, 9% say their candidate represents change, 7% each say their candidate is a fighter or is strong or cite their politics or ideology, and 6% each cite their authenticity or honesty or their character. Forty-two percent of Mills supporters say they support her because of her past experience, while half of Costello supporters (50%) say they support him because he is preferable to alternatives.

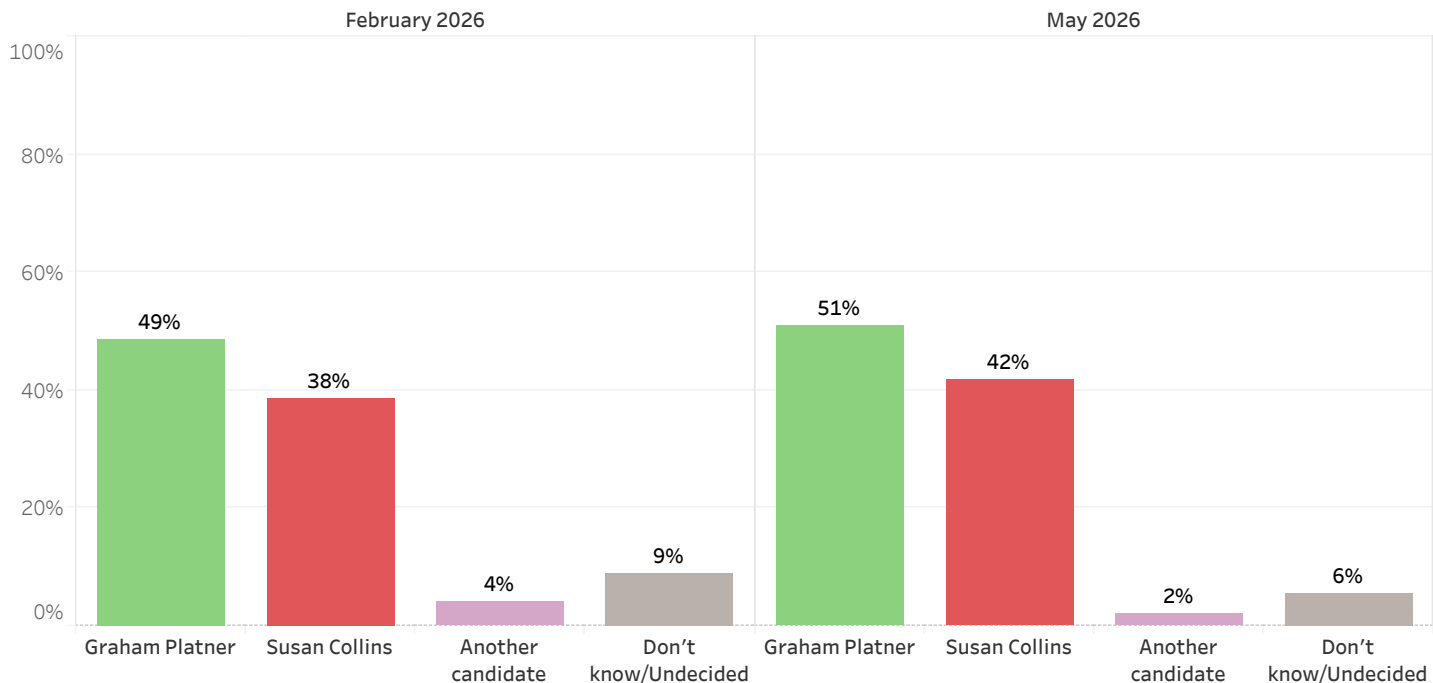
Most Important Reason Support Maine 2026 U.S. Senate Democratic Primary Candidate (coded) - By Preferred Candidate



Responses receiving 1% or less overall are not shown. See tables for full results.

In a general election matchup between Platner and Republican incumbent Susan Collins, 51% of likely general election voters say they would vote for Platner if the general election were held today, 42% would vote for Collins, 2% would vote for another candidate, and 6% are undecided. This matchup has been largely unchanged since February, when 49% supported Platner and 38% supported Collins. Ninety-one percent of Democrats would vote for Platner, 87% of Republicans would vote for Collins, and Independents are divided, with 47% supporting Collins and 44% supporting Platner.

Maine 2026 U.S. Senate General Election

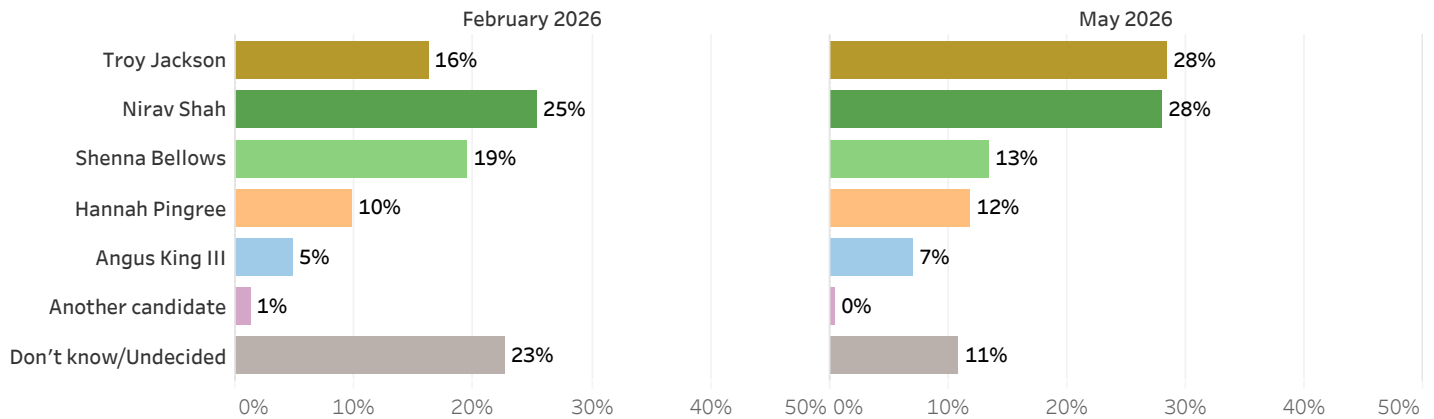


2026 Maine Gubernatorial Election

The Democratic primary for Governor of Maine is tied: 28% say their first choice would be former Maine Senate President Troy Jackson if the primary were held today, while another 28% would vote for former Director of the Maine Centers for Disease Control Nirav Shah. Trailing these two candidates are Maine Secretary of State Shenna Bellows (13%), former Speaker of the Maine House of Representatives Hannah Pingree (12%), and energy executive Angus King III (7%), while less than 1% would vote for another candidate and 11% are undecided. Jackson has increased his support since February (+12 percentage points), while support for Bellows has declined slightly since then (-6). Support for Jackson is higher among Independents, socialists, progressives, those under the age of 50, and Northern Maine residents, while support for Shah is higher among liberals, moderates, and those aged 65 and older.

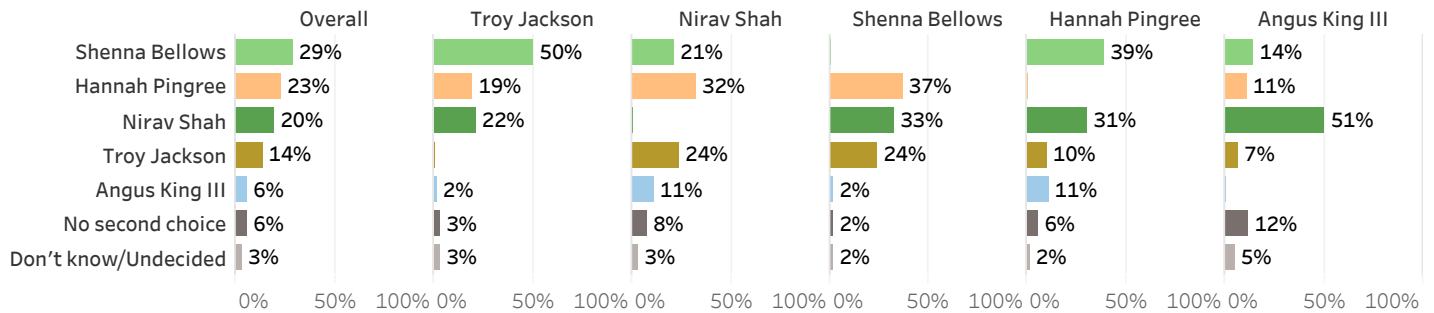
Shah is the most personally popular candidate among likely Democratic primary voters: 60% have a favorable opinion of Shah, 8% have an unfavorable opinion, 21% are neutral, and 11% don't know enough about him to say, yielding a net favorability rating of +52. Bellows is next most popular, with a net favorability rating of +46, followed by Jackson (+45) and Pingree (+39), with King (-6) further behind.

Maine 2026 Gubernatorial Democratic Primary First Choice

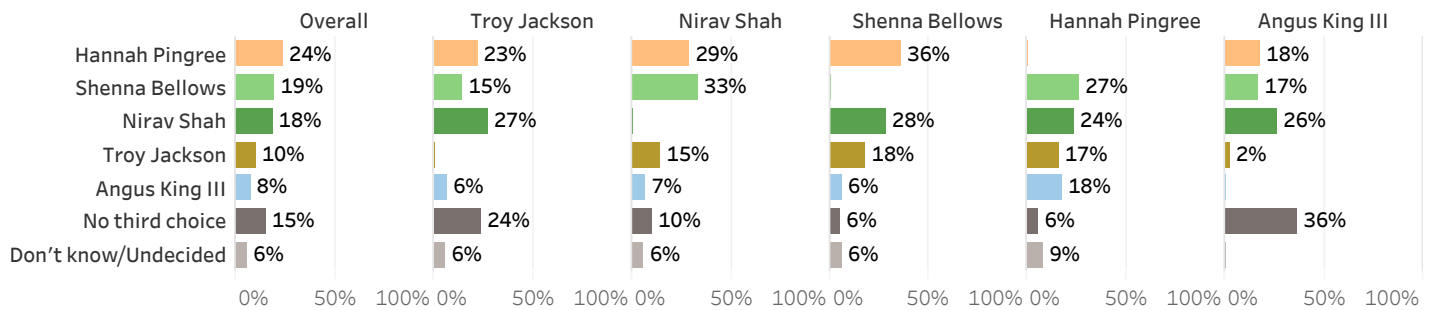


In such a close race, Maine's ranked choice electoral system, which allows voters to rank the candidates in order of preference and reallocates their vote if their first choice candidate receives the fewest first place voters, could be decisive. When asked for their second choice, likely Democratic primary voters are most likely to name Bellows (29%), followed by Pingree (23%), Shah (20%), Jackson (14%), and King (6%). A majority of King supporters say that Shah (51%) is their second choice, a plurality of Pingree supporters name Bellows (39%) as their second choice, and a plurality of Bellows supporters name Pingree (37%) as their second choice.

Maine 2026 Gubernatorial Democratic Primary Second Choice - by First Choice - May 2026

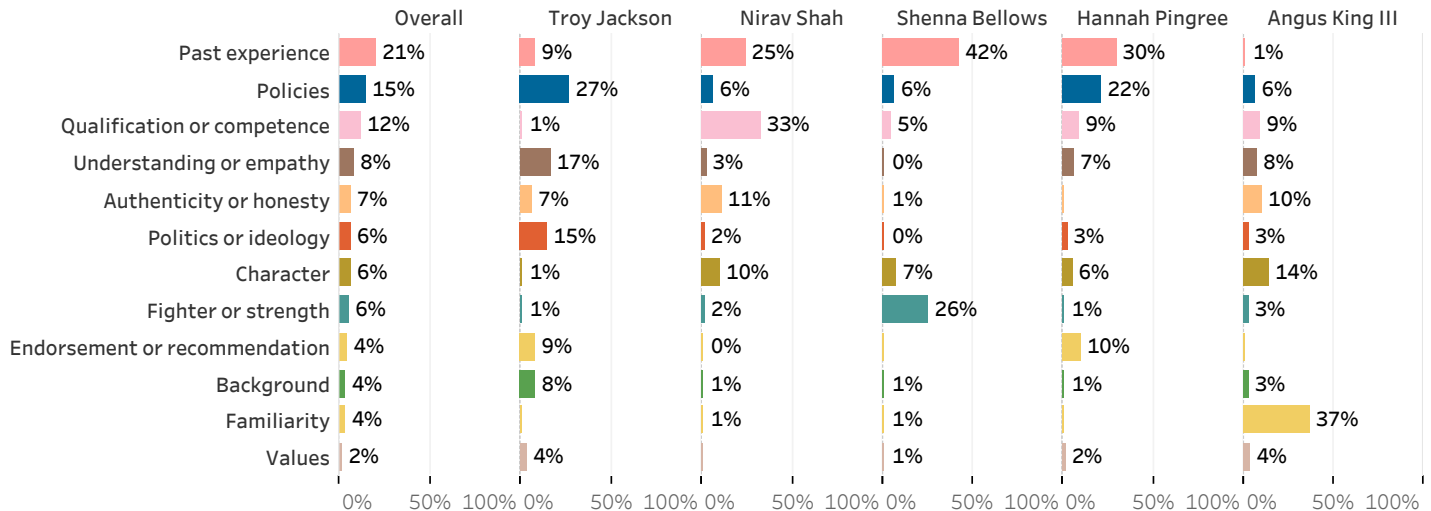


Maine 2026 Gubernatorial Democratic Primary Third Choice - by First Choice - May 2026



When asked for the most important reason they support their preferred candidate in this race, likely Democratic primary voters most often say it is because of their candidate's past experience (21%) or policies (15%), while others mention their qualification or competence (12%), understanding or empathy (8%), authenticity or honesty (7%), politics or ideology (6%), character (6%), or being a fighter or having strength (6%). Jackson supporters most often mention his policies, Shah supporters most often mention his qualifications or competence, Bellows and Pingree supporters most often mention their past experience, and King supporters most often say they are familiar with him.

Most Important Reason Support Maine 2026 Gubernatorial Democratic Primary Candidate (coded) - By Preferred Candidate

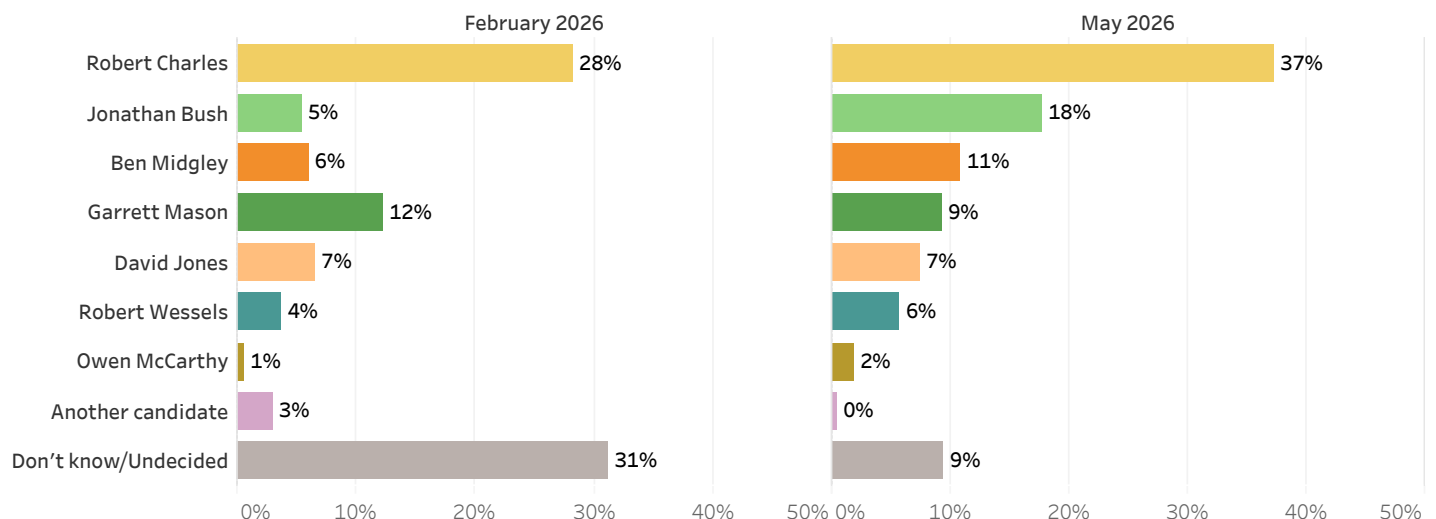


Responses receiving 1% or less overall are not shown. See tables for full results.

In the Republican primary for governor, 37% of likely Republican primary voters say their first choice would be former Assistant U.S. Secretary of State Robert Charles, 18% would vote for healthcare executive Jonathan Bush, 11% would vote for businessman Ben Midgley, 9% would vote for former Maine Senate Majority Leader Garrett Mason, 7% would vote for real estate executive David Jones, 6% would vote for former Paris, ME Selectman Robert Wessels, and 2% would vote for University of Maine System Trustee Owen McCarthy, while less than 1% would vote for another candidate and 9% are undecided. Support for Charles (+9 percentage points) and Bush (+13) has increased notably since February. Bush holds a small lead among moderates while Charles leads among conservatives and libertarians.

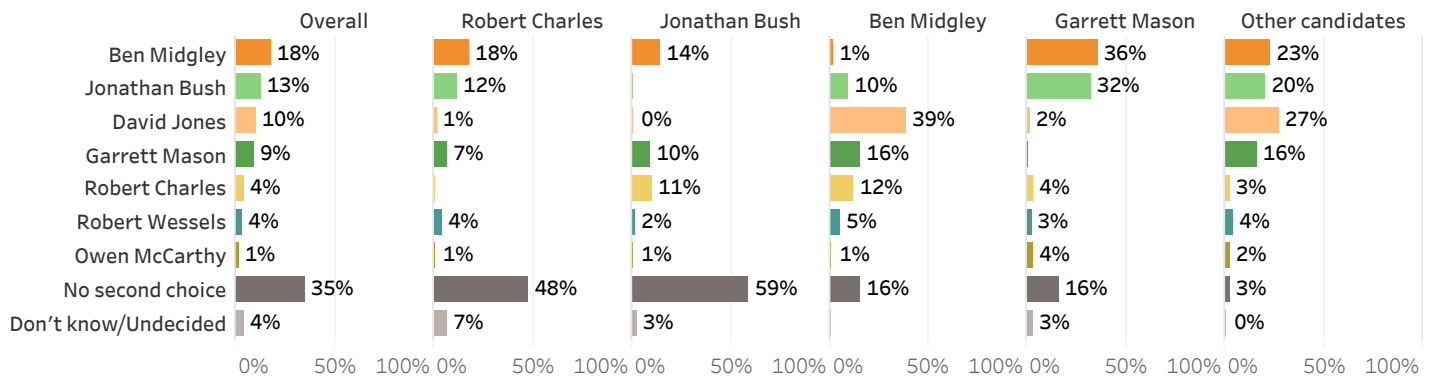
Charles is the most personally popular candidate among likely Republican primary voters: 42% have a favorable opinion of Charles, 17% have an unfavorable opinion, 22% are neutral, and 18% don't know enough about him to say, yielding a net favorability rating of +25. Midgley is next most popular, with a net favorability rating of +17, followed by Mason (+10). Likely Republican primary voters have a largely neutral opinion of Wessels (+4), McCarthy (+1), and Jones (-3), while they have a slightly negative opinion of Bush (-12).

Maine 2026 Gubernatorial Republican Primary First Choice - May 2026

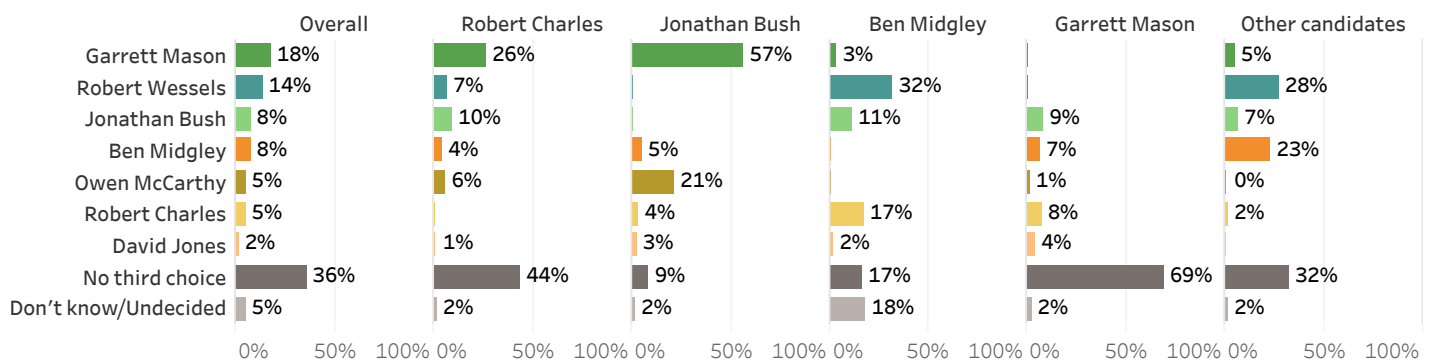


When asked for their second choice, likely Republican primary voters are most likely to name Midgley (18%), followed by Bush (13%), Jones (10%), Mason (9%), Charles (4%), Wessels (4%), and McCarthy (1%). More than half of Bush supporters (59%) and nearly half of Charles supporters (48%) say that they have no second choice. A plurality of Midgley supporters (39%) name Jones as their second choice, while Mason supporters are about evenly split between Midgley (36%) and Bush (32%) as their second choice.

Maine 2026 Gubernatorial Republican Primary Second Choice - by First Choice - May 2026

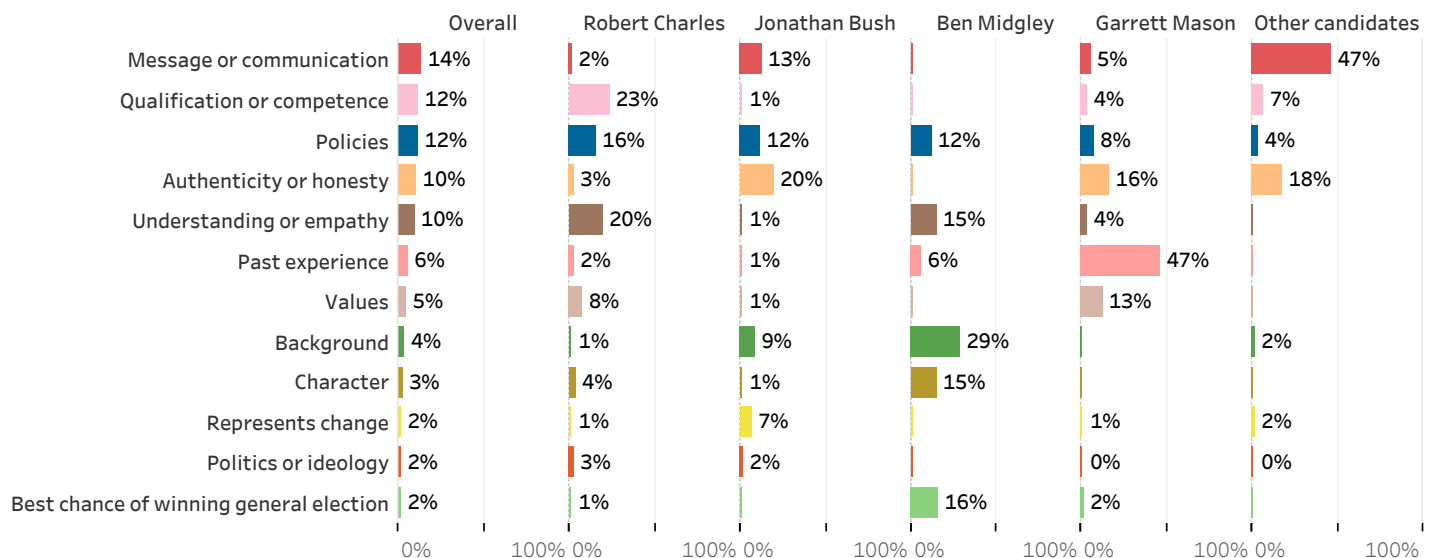


Maine 2026 Gubernatorial Republican Primary Third Choice - by First Choice - May 2026



When asked for the most important reason they support their preferred candidate in this race, likely Republican primary voters most often say it is because of their candidate's message or communication (14%), qualification or competence (12%), policies (12%), authenticity or honesty (10%), or understanding or empathy (10%). Charles supporters most often mention his qualification or competence or his understanding or empathy, Bush supporters most often mention his authenticity or honesty, Midgley supporters most often mention his background, and Mason supporters most often mention his past experience.

Most Important Reason Support Maine 2026 Gubernatorial Republican Primary Candidate (coded) - By Preferred Candidate



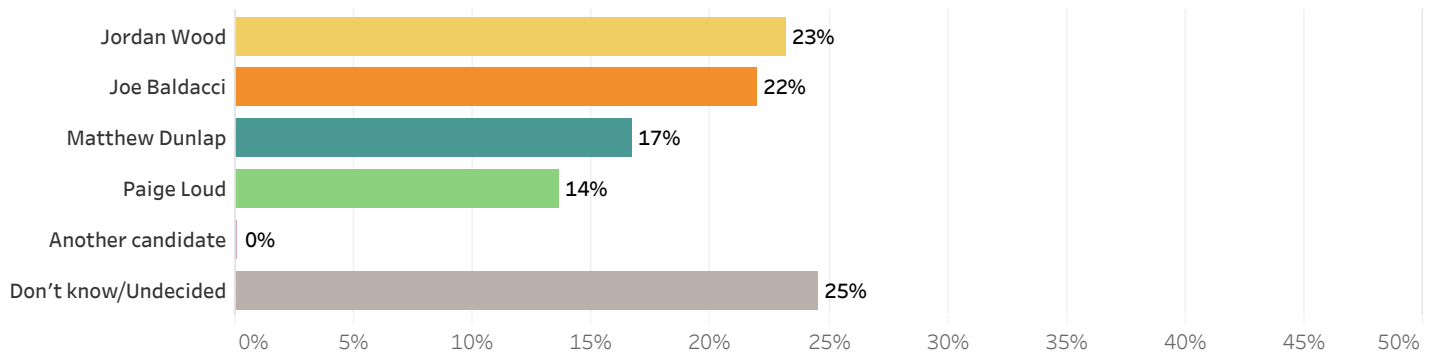
Responses receiving 1% or less overall are hidden. See tables for full results.

2026 House of Representatives Elections

In the Democratic primary for the U.S. House of Representatives in Maine's Second Congressional District, 23% of likely voters say their first choice would be former Congressional aide Jordan Wood if the primary were held today, 22% would vote for State Senator Joe Baldacci, 17% would vote for Maine State Auditor Matthew Dunlap, and 14% would vote for social worker Paige Loud, while less than 1% would vote for another candidate and 25% are undecided. Moderates tend to favor Baldacci, liberals tend to favor Wood, progressives tend to favor Loud, and nearly half of socialists are undecided.

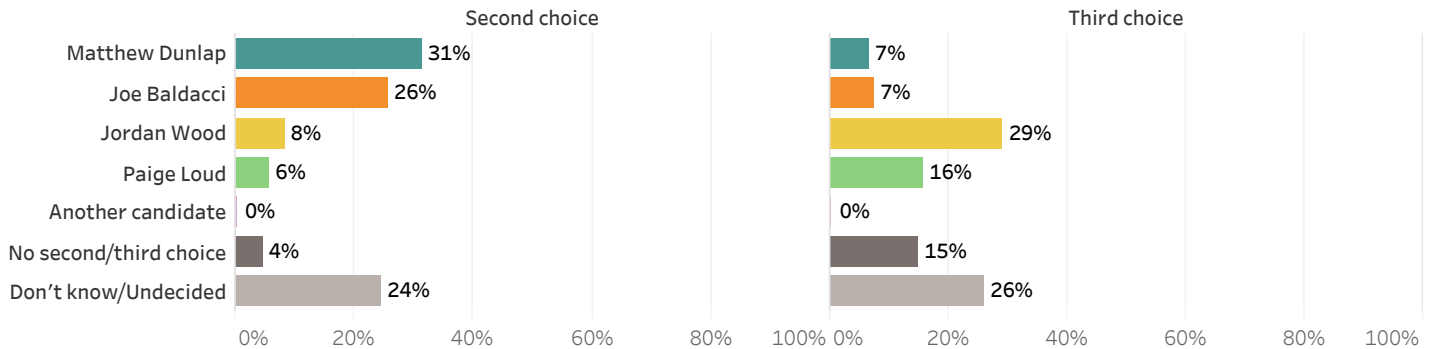
Wood is the most personally popular candidate among likely Democratic primary voters in CD2: 40% have a favorable opinion of Wood, 8% have an unfavorable opinion, 24% are neutral, and 27% don't know enough about him to say, yielding a net favorability rating of +32. Dunlap is next most popular, with a net favorability rating of +25, followed by Loud (+13) and Baldacci (+12).

Maine 2026 Second Congressional District Democratic Primary First Choice - May 2026



When asked to name their second choice, 31% name Dunlap, 26% name Baldacci, 8% name Wood, and 6% name Loud.

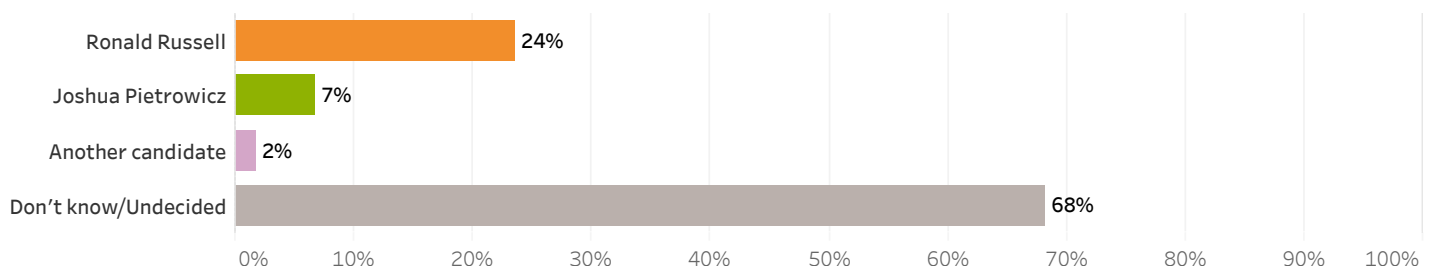
Maine 2026 Second Congressional District Democratic Primary Second & Third Choice - May 2026



In the Republican primary for the U.S. House of Representatives in Maine's First Congressional District, 24% of likely voters say their first choice would be defense contractor and 2024 nominee Ronald Russell if the primary were held today, 7% would vote for sales consultant Joshua Pietrowicz, 2% would vote for another candidate, and 68% are undecided.

Thirteen percent of likely Republican primary voters in CD1 have a favorable opinion of Russell, 16% have an unfavorable opinion, 23% are neutral, and 48% don't know enough about him to say, yielding a net favorability rating of -3. Only 4% have a favorable opinion of Pietrowicz, 21% have an unfavorable opinion, 21% are neutral, and 54% don't know enough about him to say, yielding a net favorability rating of -17.

Maine 2026 First Congressional District Republican Primary - May 2026



Pine Tree State Poll Methodology

These findings are based on the latest Pine Tree State Poll, conducted by the University of New Hampshire Survey Center. Pine Tree State Panel members were sent an invitation to complete the survey and 904 completed the survey online, yielding a response rate of 42%. In addition, 493 Maine residents completed the survey after receiving an invitation via text message to complete the survey. Overall, 1,397 Maine residents completed the survey online between May 21 and May 25. The margin of sampling error for the survey is +/- 2.6 percent. Included in the sample were 1,280 likely general election voters (margin of sampling error +/- 2.7 percent). Also included in the sample were 595 likely 2026 Democratic state primary voters (MOE +/- 4.0 percent), 244 of whom live in Maine's Second Congressional District (MOE +/- 6.3 percent), and 465 likely Republican state primary voters (MOE +/- 6.3 percent), 209 of whom live in Maine's First Congressional District (MOE +/- 6.8 percent).

In addition to potential sampling error, all surveys have other potential sources of non-sampling error including question order effects, question wording effects, and non-response. These MSE's have not been adjusted for design effect. The design effect for the survey is 2.1%.

The Pine Tree State Panel is a probability-based web panel of Maine residents. Approximately 2,900 Maine adults have been recruited from phone, text-to-web, or mail-to-web surveys sent to randomly-selected phone numbers or addresses. Panelists are then asked to participate in online surveys sponsored by the UNH Survey Center.

Data were weighted by respondent sex, age, education, and region of the state to targets from the most recent American Community Survey (ACS) conducted by the U.S. Census Bureau, as well as party registration levels provided by the ME Secretary of State and to 2024 election results in Maine. Surveys were taken in English, all respondent data included passes Qualtrics data quality checks, and single-use survey links were used to prevent multiple submissions by respondents.

The number of respondents in each demographic below may not equal the number reported in cross-tabulation tables as some respondents choose not to answer some questions. Due to rounding, percentages may not sum to 100%. All coding of open-ended responses is conducted by human coders. For more information about the methodology used in this Pine Tree State Poll, contact Dr. Andrew Smith at (603) 862-2226 or by email at andrew.smith@unh.edu.

May 2026 Pine Tree State Poll Demographics

		%	N
Gender of Respondent	Men	49%	663
	Women	51%	698
Age of Respondent	18 to 34	24%	326
	35 to 49	21%	294
	50 to 64	28%	392
	65 and older	27%	370
Level of Education	High school or less	36%	503
	Tech school/Some college	30%	417
	College graduate	21%	292
	Postgraduate work	13%	177
Region of State	Central Maine	24%	325
	Downeast/Coastal Maine	17%	239
	Northern Maine	21%	286
	Southern Maine	38%	532
Party ID	Democrat	47%	644
	Independent	12%	165
	Republican	41%	555
Voting Registration	Registered Democrat	36%	466
	Registered Unenrolled	30%	382
	Registered Republican	31%	397
	Registered Green Party	3%	38
2024 Pres Vote	Voted for Trump	44%	607
	Voted for Harris	51%	713
	Voted for other 2024 candidate	2%	28
	Did not vote in 2024	3%	44

Maine 2026 U.S. Senate Democratic Primary First Choice

If the 2026 Maine U.S. Senate primary were held today, who would be your first choice in the Democratic Primary?

		<u>David Costello</u>	<u>Janet Mills</u>	<u>Graham Platner</u>	<u>Another candidate</u>	<u>Don't know/Undecided</u>	<u>N</u>
STATEWIDE	May 2026	3%	10%	76%	2%	8%	580
Voting Registration	Registered Democrat	2%	8%	81%	2%	6%	423
	Registered Unenrolled	7%	12%	64%	1%	17%	138
Party ID	Democrat	2%	11%	78%	2%	7%	507
	Independent/Republican	16%	7%	53%	2%	22%	58
Political Ideology	Socialist	1%	3%	85%		11%	115
	Progressive	3%	6%	86%	3%	1%	153
	Liberal	8%	10%	76%	0%	6%	118
	Moderate	3%	15%	61%	4%	17%	139
Age of Respondent	18 to 34		2%	91%		7%	141
	35 to 49	6%	11%	72%	3%	8%	129
	50 to 64	3%	16%	67%	1%	12%	120
	65 and older	4%	12%	75%	3%	7%	186
Gender of Respondent	Men	6%	10%	76%	1%	7%	213
	Women	2%	10%	76%	2%	8%	347
Level of Education	High school or less	5%	12%	71%	3%	9%	149
	Tech school/Some college	3%	8%	74%	3%	13%	144
	College graduate	2%	7%	85%	0%	6%	160
	Postgraduate work	5%	12%	77%	2%	5%	120
Region of State	Central Maine	2%	7%	86%	2%	2%	127
	Downeast/Coastal Maine	3%	7%	74%	2%	15%	106
	Northern Maine	2%	22%	60%	5%	10%	85
	Southern Maine	5%	9%	77%	0%	8%	251

Favorability - David Costello - Likely DEM Primary Voters

Below is a list of public figures who are running for office as Democrats in Maine. Please indicate whether you have a favorable or unfavorable opinion of each of them or if you don't know enough about them to say - David Costello

		<u>Favorable</u>	<u>Neutral</u>	<u>Unfavorable</u>	<u>Don't know/Not sure</u>	<u>N</u>
STATEWIDE	May 2026	7%	28%	6%	59%	580
Voting Registration	Registered Democrat	8%	30%	7%	55%	424
	Registered Unenrolled	4%	24%	4%	67%	137
Party ID	Democrat	7%	28%	6%	58%	506
	Independent/Republican	5%	25%	1%	69%	67
Political Ideology	Socialist	3%	21%	12%	64%	115
	Progressive	12%	32%	6%	51%	144
	Liberal	6%	21%	4%	69%	116
	Moderate	5%	33%	5%	57%	139
	Conservative/Libertarian	8%	33%	3%	56%	35
Age of Respondent	18 to 34	4%	26%	9%	61%	140
	35 to 49	7%	26%	7%	60%	125
	50 to 64	6%	32%	4%	59%	119
	65 and older	9%	28%	5%	58%	191
Gender of Respondent	Men	10%	33%	3%	54%	211
	Women	6%	26%	8%	60%	350
Level of Education	High school or less	8%	31%	4%	58%	148
	Tech school/Some college	8%	24%	10%	57%	148
	College graduate	4%	28%	4%	64%	158
	Postgraduate work	9%	27%	6%	58%	120
Region of State	Central Maine	8%	33%	4%	55%	125
	Downeast/Coastal Maine	5%	22%	6%	67%	103
	Northern Maine	3%	39%	6%	52%	86
	Southern Maine	6%	25%	6%	63%	255

Favorability - Graham Platner - Likely DEM Primary Voters

Below is a list of public figures who are running for office as Democrats in Maine. Please indicate whether you have a favorable or unfavorable opinion of each of them or if you don't know enough about them to say - Graham Platner

		<u>Favorable</u>	<u>Neutral</u>	<u>Unfavorable</u>	<u>Don't know/Not sure</u>	<u>N</u>
STATEWIDE	May 2026	73%	11%	14%	3%	592
Voting Registration	Registered Democrat	77%	9%	12%	2%	436
	Registered Unenrolled	61%	10%	21%	8%	137
Party ID	Democrat	76%	11%	11%	1%	510
	Independent/Republican	44%	3%	38%	16%	68
Political Ideology	Socialist	80%	5%	13%	2%	115
	Progressive	84%	11%	5%		154
	Liberal	70%	13%	15%	2%	118
	Moderate	65%	13%	15%	8%	139
	Conservative/Libertarian	23%	21%	48%	8%	35
Age of Respondent	18 to 34	84%	5%	10%	2%	142
	35 to 49	70%	12%	17%	1%	132
	50 to 64	67%	13%	10%	10%	120
	65 and older	71%	12%	16%	1%	193
Gender of Respondent	Men	75%	7%	12%	5%	218
	Women	71%	13%	15%	1%	354
Level of Education	High school or less	70%	5%	18%	7%	155
	Tech school/Some college	71%	11%	16%	2%	149
	College graduate	80%	11%	6%	2%	160
	Postgraduate work	70%	14%	15%		122
Region of State	Central Maine	80%	7%	12%	1%	131
	Downeast/Coastal Maine	72%	9%	8%	10%	105
	Northern Maine	62%	22%	10%	6%	86
	Southern Maine	73%	10%	17%	0%	259

Favorability - Susan Collins - Likely GOP Primary Voters

Below is a list of public figures who are running for office as Republicans in Maine. Please indicate whether you have a favorable or unfavorable opinion of each of them or if you don't know enough about them to say - Susan Collins

		<u>Favorable</u>	<u>Neutral</u>	<u>Unfavorable</u>	<u>Don't know/Not sure</u>	<u>N</u>
STATEWIDE	May 2026	65%	12%	21%	2%	452
Voting Registration	Registered Republican	64%	13%	21%	2%	321
	Registered Unenrolled	68%	15%	17%		95
Party ID	Democrat/Independent	41%	5%	53%	1%	57
	Republican	69%	13%	17%	2%	393
Political Ideology	Socialist/Liberal/Progressive	54%		46%		33
	Moderate	52%	11%	28%	9%	79
	Conservative	72%	8%	20%		277
	Libertarian	60%	40%			43
Age of Respondent	18 to 34	68%		22%	9%	72
	35 to 49	58%	17%	25%		60
	50 to 64	58%	14%	28%		184
	65 and older	74%	15%	10%	0%	125
Gender of Respondent	Men	69%	9%	19%	3%	221
	Women	61%	15%	24%		222
Level of Education	High school or less	56%	9%	35%		192
	Tech school/Some college	69%	14%	12%	5%	153
	College graduate	74%	16%	10%		78
	Postgraduate work	77%	11%	13%		29
Region of State	Central Maine	69%	12%	19%		114
	Downeast/Coastal Maine	64%	32%	5%		57
	Northern Maine	54%	7%	33%	5%	131
	Southern Maine	72%	10%	18%	0%	147
2024 Pres Vote	Voted for Trump	70%	13%	15%	2%	408
	Voted for Harris	22%	2%	75%	1%	33

Most Important Reason Support Maine 2026 U.S. Senate Democratic Primary Candidate (coded)

What is the most important reason that you support that candidate as your first choice in the Democratic Primary for U.S. Senate? (coded)

		<u>Age</u>	<u>Authenticity or honesty</u>	<u>Background</u>	<u>Best chance of winning general election</u>	<u>Character</u>
STATEWIDE	May 2026	2%	6%	3%	15%	6%
Voting Registration	Registered Democrat	2%	6%	2%	17%	4%
	Registered Unenrolled	4%	6%	5%	7%	11%
Party ID	Democrat	2%	6%	2%	17%	5%
	Independent/Republican	8%	4%	9%		7%
Political Ideology	Socialist	2%	6%	5%	3%	0%
	Progressive	1%	7%	2%	24%	6%
	Liberal	3%	4%	1%	19%	3%
	Moderate	4%	6%	3%	12%	11%
Age of Respondent	18 to 34	4%	5%	5%	13%	4%
	35 to 49	2%	4%	1%	8%	9%
	50 to 64	1%	9%	2%	11%	5%
	65 and older	2%	5%	3%	24%	5%
Gender of Respondent	Men	4%	7%	3%	13%	3%
	Women	1%	5%	3%	17%	8%
Level of Education	High school or less		4%		17%	10%
	Tech school/Some college	1%	4%	3%	15%	4%
	College graduate	5%	9%	5%	14%	4%
	Postgraduate work	3%	4%	3%	17%	4%
Region of State	Central Maine	3%	7%	2%	14%	3%
	Downeast/Coastal Maine	1%	9%	2%	13%	2%
	Northern Maine	2%	6%	8%	21%	
	Southern Maine	3%	4%	2%	13%	10%

Most Important Reason Support Maine 2026 U.S. Senate Democratic Primary Candidate (coded)

What is the most important reason that you support that candidate as your first choice in the Democratic Primary for U.S. Senate? (coded)

		<u>Endorsement or recommendation</u>	<u>Familiarity</u>	<u>Fighter or strength</u>	<u>Likeable</u>	<u>Message or communication</u>
STATEWIDE	May 2026	1%	0%	7%	0%	0%
Voting Registration	Registered Democrat	1%	0%	7%	0%	1%
	Registered Unenrolled			7%	1%	
Party ID	Democrat	1%	0%	8%	0%	1%
	Independent/Republican			0%		
Political Ideology	Socialist	6%		4%		
	Progressive		0%	6%	0%	
	Liberal	0%		6%	1%	2%
	Moderate			12%	0%	
Age of Respondent	18 to 34	2%		5%		
	35 to 49	3%		6%		
	50 to 64			8%	0%	0%
	65 and older	0%	0%	8%	1%	1%
Gender of Respondent	Men			5%	1%	1%
	Women	2%	0%	9%	0%	0%
Level of Education	High school or less			6%		2%
	Tech school/Some college	3%		11%		
	College graduate	2%		6%	0%	0%
	Postgraduate work	0%	0%	3%	1%	
Region of State	Central Maine	0%		9%	0%	
	Downeast/Coastal Maine		0%	6%	0%	
	Northern Maine	5%		14%	1%	
	Southern Maine	1%		5%	0%	1%

Most Important Reason Support Maine 2026 U.S. Senate Democratic Primary Candidate (coded)

What is the most important reason that you support that candidate as your first choice in the Democratic Primary for U.S. Senate? (coded)

		<u>Past experience</u>	<u>Policies</u>	<u>Politics or ideology</u>	<u>Preferable to alternative(s)</u>	<u>Qualification or competence</u>
STATEWIDE	May 2026	5%	10%	7%	4%	1%
Voting Registration	Registered Democrat	5%	10%	7%	3%	1%
	Registered Unenrolled	6%	9%	8%	12%	1%
Party ID	Democrat	5%	9%	7%	3%	1%
	Independent/Republican	6%	5%	3%	27%	
Political Ideology	Socialist	2%	11%	9%	3%	0%
	Progressive	3%	18%	7%	3%	2%
	Liberal	6%	6%	7%	9%	1%
	Moderate	9%	5%	7%	3%	0%
Age of Respondent	18 to 34	2%	9%	8%	2%	
	35 to 49	3%	20%	4%	11%	0%
	50 to 64	12%	7%	5%	2%	1%
	65 and older	6%	5%	8%	3%	1%
Gender of Respondent	Men	7%	18%	6%	8%	1%
	Women	4%	5%	8%	3%	1%
Level of Education	High school or less	3%	8%	8%	6%	
	Tech school/Some college	4%	6%	3%	4%	2%
	College graduate	6%	15%	7%	3%	1%
	Postgraduate work	8%	9%	8%	6%	1%
Region of State	Central Maine	4%	19%	6%	3%	1%
	Downeast/Coastal Maine	8%	11%	16%	1%	1%
	Northern Maine	10%	3%	0%	1%	
	Southern Maine	3%	7%	5%	8%	1%

Most Important Reason Support Maine 2026 U.S. Senate Democratic Primary Candidate (coded)

What is the most important reason that you support that candidate as your first choice in the Democratic Primary for U.S. Senate? (coded)

		<u>Race/Ethnicity</u>	<u>Represents change</u>	<u>Understanding or empathy</u>	<u>Values</u>	<u>Other</u>	<u>N</u>
STATEWIDE	May 2026	0%	9%	18%	2%	3%	464
Voting Registration	Registered Democrat	0%	9%	19%	2%	3%	358
	Registered Unenrolled		11%	10%	1%	2%	94
Party ID	Democrat	0%	9%	18%	2%	3%	417
	Independent/Republican		20%	11%			37
Political Ideology	Socialist		12%	33%	1%	3%	90
	Progressive		5%	8%	5%	1%	132
	Liberal	0%	6%	17%	1%	7%	101
	Moderate		10%	15%	0%	2%	102
Age of Respondent	18 to 34		8%	31%	1%	3%	113
	35 to 49		13%	11%	2%	0%	103
	50 to 64		10%	22%	1%	2%	90
	65 and older	0%	8%	10%	3%	5%	155
Gender of Respondent	Men	0%	10%	10%	1%	3%	172
	Women	0%	8%	20%	2%	3%	278
Level of Education	High school or less		7%	25%	3%	2%	114
	Tech school/Some college	0%	12%	25%		2%	107
	College graduate	0%	8%	10%	2%	3%	130
	Postgraduate work		11%	13%	2%	5%	107
Region of State	Central Maine	0%	4%	23%	0%	2%	110
	Downeast/Coastal Maine		7%	14%	5%	4%	86
	Northern Maine		4%	19%	1%	4%	59
	Southern Maine	0%	15%	16%	2%	3%	203

Maine 2026 U.S. Senate General Election

If the 2026 general election for the U.S. Senate was being held today with the following candidates, which candidate would you vote for?

		<u>Susan Collins</u>	<u>Graham Platner</u>	<u>Another candidate</u>	<u>Don't know/Undecided</u>	<u>N</u>
STATEWIDE	May 2026	42%	51%	2%	6%	1,250
Voting Registration	Registered Democrat	5%	91%	1%	3%	446
	Registered Unenrolled	46%	46%	2%	6%	319
	Registered Republican	80%	10%	4%	5%	365
	Registered Green Party	20%	64%		16%	28
Party ID	Democrat	3%	91%	2%	4%	585
	Independent	47%	44%	0%	9%	144
	Republican	87%	3%	3%	7%	494
Political Ideology	Socialist		98%		2%	126
	Progressive	11%	88%	0%	0%	200
	Liberal	2%	87%	8%	4%	152
	Moderate	39%	51%	0%	10%	274
	Conservative	88%	2%	4%	5%	347
	Libertarian	76%	11%		13%	74
Age of Respondent	18 to 34	27%	67%	2%	4%	262
	35 to 49	31%	55%	5%	8%	248
	50 to 64	56%	37%	1%	6%	378
	65 and older	42%	52%	1%	4%	347
Gender of Respondent	Men	48%	45%	4%	4%	591
	Women	36%	56%	0%	7%	627
Level of Education	High school or less	53%	37%	4%	7%	421
	Tech school/Some college	43%	49%	2%	6%	374
	College graduate	34%	60%	1%	4%	277
	Postgraduate work	24%	73%	1%	3%	171
Region of State	Central Maine	43%	48%	5%	4%	292
	Downeast/Coastal Maine	40%	56%	1%	3%	190
	Northern Maine	51%	35%	3%	11%	255
	Southern Maine	37%	58%	1%	5%	496
2024 Pres Vote	Voted for Trump	89%	3%	3%	5%	549
	Voted for Harris	4%	90%	2%	5%	646
	Did not vote in 2024	2%	75%	0%	24%	30

Maine 2026 Gubernatorial Democratic Primary First Choice

If the 2026 Maine primary for governor were held today, who would be your first choice in the Democratic Primary?

		<u>Shenna Bellows</u>	<u>Troy Jackson</u>	<u>Angus King III</u>	<u>Hannah Pingree</u>	<u>Nirav Shah</u>	<u>Another candidate</u>	<u>Don't know/ Undecided</u>	<u>N</u>
STATEWIDE	May 2026	13%	28%	7%	12%	28%	0%	11%	585
Voting Registration	Registered Democrat	16%	28%	6%	13%	26%	0%	10%	428
	Registered Unenrolled	7%	34%	10%	8%	28%	0%	12%	138
Party ID	Democrat	15%	26%	5%	13%	29%	0%	11%	512
	Independent/Republican	5%	45%	22%	2%	24%		3%	59
Political Ideology	Socialist	16%	47%	1%	10%	9%		16%	115
	Progressive	15%	44%	3%	8%	22%		9%	154
	Liberal	18%	11%	8%	15%	36%		12%	118
	Moderate	7%	14%	13%	12%	42%	2%	9%	139
	Conservative/Libertarian		18%	21%	17%	38%		6%	27
Age of Respondent	18 to 34	11%	47%	6%	9%	13%		14%	142
	35 to 49	6%	42%	8%	7%	23%		14%	129
	50 to 64	16%	21%	12%	15%	27%	2%	7%	120
	65 and older	18%	11%	4%	14%	43%	0%	9%	189
Gender of Respondent	Men	13%	35%	13%	12%	21%		6%	215
	Women	14%	25%	4%	12%	33%	1%	11%	350
Level of Education	High school or less	9%	23%	16%	9%	41%	1%	2%	152
	Tech school/Some college	14%	41%	4%	7%	17%		16%	144
	College graduate	13%	31%	2%	14%	24%	0%	15%	162
	Postgraduate work	19%	18%	6%	18%	29%		10%	121
Region of State	Central Maine	15%	29%	4%	11%	33%		9%	127
	Downeast/Coastal Maine	16%	19%	12%	14%	25%		14%	107
	Northern Maine	6%	40%	7%	3%	29%		15%	86
	Southern Maine	15%	27%	7%	15%	26%	1%	10%	255

Favorability - Shenna Bellows - Likely DEM Primary Voters

Below is a list of public figures who are running for office as Democrats in Maine. Please indicate whether you have a favorable or unfavorable opinion of each of them or if you don't know enough about them to say - Shenna Bellows

		<u>Favorable</u>	<u>Neutral</u>	<u>Unfavorable</u>	<u>Don't know/Not sure</u>	<u>N</u>
STATEWIDE	May 2026	57%	20%	11%	12%	583
Voting Registration	Registered Democrat	60%	21%	8%	11%	427
	Registered Unenrolled	56%	17%	18%	8%	137
Party ID	Democrat	61%	20%	6%	13%	509
	Independent/Republican	33%	10%	52%	5%	67
Political Ideology	Socialist	62%	17%	5%	17%	115
	Progressive	68%	19%	3%	10%	147
	Liberal	67%	17%	3%	14%	116
	Moderate	46%	28%	19%	7%	140
	Conservative/Libertarian	7%	11%	64%	17%	35
Age of Respondent	18 to 34	50%	22%	1%	27%	142
	35 to 49	56%	15%	21%	8%	125
	50 to 64	46%	26%	18%	10%	119
	65 and older	70%	17%	8%	4%	191
Gender of Respondent	Men	55%	18%	15%	13%	211
	Women	60%	22%	10%	8%	352
Level of Education	High school or less	43%	25%	20%	13%	148
	Tech school/Some college	55%	20%	11%	13%	148
	College graduate	64%	17%	6%	13%	160
	Postgraduate work	67%	17%	10%	7%	121
Region of State	Central Maine	56%	22%	12%	10%	125
	Downeast/Coastal Maine	63%	11%	14%	12%	104
	Northern Maine	43%	31%	12%	14%	86
	Southern Maine	62%	18%	10%	10%	258

Favorability - Angus King III - Likely DEM Primary Voters

Below is a list of public figures who are running for office as Democrats in Maine. Please indicate whether you have a favorable or unfavorable opinion of each of them or if you don't know enough about them to say - Angus King III

		<u>Favorable</u>	<u>Neutral</u>	<u>Unfavorable</u>	<u>Don't know/Not sure</u>	<u>N</u>
STATEWIDE	May 2026	18%	37%	24%	21%	579
Voting Registration	Registered Democrat	19%	37%	25%	19%	424
	Registered Unenrolled	15%	44%	23%	18%	136
Party ID	Democrat	18%	37%	24%	20%	505
	Independent/Republican	14%	34%	22%	30%	67
Political Ideology	Socialist	5%	16%	56%	22%	114
	Progressive	16%	47%	25%	13%	145
	Liberal	25%	37%	9%	29%	117
	Moderate	20%	47%	12%	22%	139
	Conservative/Libertarian	27%	30%	18%	25%	35
Age of Respondent	18 to 34	12%	15%	51%	22%	140
	35 to 49	14%	35%	25%	25%	125
	50 to 64	17%	48%	12%	23%	121
	65 and older	25%	49%	11%	15%	189
Gender of Respondent	Men	23%	31%	30%	15%	209
	Women	15%	43%	21%	22%	350
Level of Education	High school or less	15%	38%	13%	34%	146
	Tech school/Some college	16%	35%	30%	19%	148
	College graduate	18%	33%	31%	18%	158
	Postgraduate work	24%	42%	23%	10%	121
Region of State	Central Maine	20%	38%	21%	20%	125
	Downeast/Coastal Maine	16%	42%	15%	27%	105
	Northern Maine	11%	42%	16%	31%	86
	Southern Maine	21%	35%	29%	15%	253

Favorability - Troy Jackson - Likely DEM Primary Voters

Below is a list of public figures who are running for office as Democrats in Maine. Please indicate whether you have a favorable or unfavorable opinion of each of them or if you don't know enough about them to say - Troy Jackson

		<u>Favorable</u>	<u>Neutral</u>	<u>Unfavorable</u>	<u>Don't know/Not sure</u>	<u>N</u>
STATEWIDE	May 2026	51%	19%	6%	25%	590
Voting Registration	Registered Democrat	51%	20%	5%	24%	434
	Registered Unenrolled	55%	15%	12%	19%	137
Party ID	Democrat	50%	19%	4%	26%	509
	Independent/Republican	49%	11%	21%	18%	68
Political Ideology	Socialist	61%	9%	6%	24%	114
	Progressive	68%	17%	1%	14%	154
	Liberal	38%	24%	6%	33%	118
	Moderate	45%	17%	14%	24%	140
	Conservative/Libertarian	13%	30%		58%	35
Age of Respondent	18 to 34	61%	9%	3%	27%	142
	35 to 49	53%	18%	5%	24%	132
	50 to 64	51%	14%	14%	21%	121
	65 and older	41%	29%	4%	27%	192
Gender of Respondent	Men	52%	22%	8%	18%	218
	Women	51%	17%	5%	27%	353
Level of Education	High school or less	48%	15%	9%	27%	155
	Tech school/Some college	48%	21%	5%	26%	149
	College graduate	55%	19%	2%	24%	160
	Postgraduate work	49%	19%	9%	22%	120
Region of State	Central Maine	49%	22%	5%	25%	132
	Downeast/Coastal Maine	50%	15%	17%	18%	104
	Northern Maine	55%	18%	1%	25%	86
	Southern Maine	50%	19%	3%	28%	258

Favorability - Nirav Shah - Likely DEM Primary Voters

Below is a list of public figures who are running for office as Democrats in Maine. Please indicate whether you have a favorable or unfavorable opinion of each of them or if you don't know enough about them to say - Nirav Shah

		<u>Favorable</u>	<u>Neutral</u>	<u>Unfavorable</u>	<u>Don't know/Not sure</u>	<u>N</u>
STATEWIDE	May 2026	60%	21%	8%	11%	583
Voting Registration	Registered Democrat	63%	18%	8%	11%	427
	Registered Unenrolled	55%	26%	11%	8%	137
Party ID	Democrat	64%	17%	8%	11%	508
	Independent/Republican	37%	46%	14%	3%	68
Political Ideology	Socialist	35%	22%	21%	22%	115
	Progressive	65%	23%	5%	7%	146
	Liberal	74%	14%	1%	10%	117
	Moderate	67%	24%	3%	6%	140
	Conservative/Libertarian	36%	16%	34%	14%	35
Age of Respondent	18 to 34	41%	19%	16%	24%	141
	35 to 49	54%	25%	11%	9%	124
	50 to 64	58%	29%	5%	8%	121
	65 and older	79%	13%	4%	4%	192
Gender of Respondent	Men	57%	27%	7%	9%	210
	Women	64%	17%	10%	9%	353
Level of Education	High school or less	66%	23%	4%	8%	148
	Tech school/Some college	47%	19%	12%	22%	149
	College graduate	58%	22%	10%	10%	159
	Postgraduate work	71%	19%	8%	2%	121
Region of State	Central Maine	64%	20%	7%	9%	125
	Downeast/Coastal Maine	64%	27%	6%	3%	104
	Northern Maine	59%	19%	6%	16%	85
	Southern Maine	56%	20%	11%	14%	258

Favorability - Hannah Pingree - Likely DEM Primary Voters

Below is a list of public figures who are running for office as Democrats in Maine. Please indicate whether you have a favorable or unfavorable opinion of each of them or if you don't know enough about them to say - Hannah Pingree

		<u>Favorable</u>	<u>Neutral</u>	<u>Unfavorable</u>	<u>Don't know/Not sure</u>	<u>N</u>
STATEWIDE	May 2026	51%	24%	12%	13%	582
Voting Registration	Registered Democrat	57%	24%	7%	13%	427
	Registered Unenrolled	37%	30%	30%	3%	136
Party ID	Democrat	56%	24%	6%	14%	509
	Independent/Republican	14%	26%	58%	1%	66
Political Ideology	Socialist	36%	32%	15%	17%	115
	Progressive	51%	29%	8%	12%	146
	Liberal	64%	15%	7%	13%	117
	Moderate	56%	23%	15%	6%	139
	Conservative/Libertarian	26%	26%	19%	29%	34
Age of Respondent	18 to 34	33%	26%	14%	27%	142
	35 to 49	34%	34%	17%	15%	125
	50 to 64	62%	17%	16%	5%	119
	65 and older	67%	22%	5%	5%	191
Gender of Respondent	Men	45%	24%	21%	10%	209
	Women	57%	25%	7%	11%	353
Level of Education	High school or less	50%	17%	18%	15%	148
	Tech school/Some college	42%	26%	17%	15%	147
	College graduate	50%	31%	6%	13%	160
	Postgraduate work	64%	23%	6%	7%	121
Region of State	Central Maine	53%	30%	7%	11%	124
	Downeast/Coastal Maine	56%	20%	14%	11%	105
	Northern Maine	51%	22%	4%	23%	86
	Southern Maine	50%	24%	17%	9%	256

Maine 2026 Gubernatorial Democratic Primary Second Choice

Who would be your second choice in the Democratic Primary?

		<u>Shenna Bellows</u>	<u>Troy Jackson</u>	<u>Angus King III</u>	<u>Hannah Pingree</u>	<u>Nirav Shah</u>	<u>Another candidate</u>	<u>Don't know/ Undecided</u>	<u>No second choice</u>	<u>N</u>
STATEWIDE	May 2026	29%	14%	6%	23%	20%	0%	3%	6%	506
Voting Registration	Registered Democrat	27%	14%	5%	26%	21%	0%	3%	5%	371
	Registered Unenrolled	35%	7%	10%	17%	20%		3%	8%	120
Party ID	Democrat	28%	15%	5%	25%	19%	0%	3%	5%	446
	Independent/Republican	33%	3%	15%	6%	32%		4%	7%	57
Political Ideology	Socialist	49%	11%	1%	16%	17%		4%	1%	97
	Progressive	31%	17%	3%	23%	21%		3%	2%	132
	Liberal	31%	13%	3%	23%	21%	0%	3%	6%	103
	Moderate	14%	11%	15%	29%	19%	0%	3%	9%	124
Age of Respondent	18 to 34	45%	11%	2%	16%	18%		2%	6%	120
	35 to 49	33%	19%	3%	14%	23%		6%	2%	103
	50 to 64	13%	18%	10%	33%	17%		2%	7%	112
	65 and older	26%	9%	7%	26%	22%	0%	2%	7%	168
Gender of Respondent	Men	31%	7%	10%	16%	26%		3%	7%	194
	Women	28%	18%	4%	27%	15%	0%	3%	5%	305
Level of Education	High school or less	15%	20%	6%	25%	25%			9%	138
	Tech school/Some college	40%	7%	5%	23%	18%		3%	4%	120
	College graduate	35%	12%	7%	20%	18%		5%	2%	134
	Postgraduate work	27%	15%	5%	22%	18%	0%	4%	8%	108
Region of State	Central Maine	25%	17%	10%	21%	20%		0%	6%	107
	Downeast/Coastal Maine	23%	12%	3%	24%	31%	0%	4%	2%	92
	Northern Maine	25%	12%	1%	43%	9%		5%	4%	72
	Southern Maine	35%	13%	7%	16%	17%	0%	3%	7%	224

Maine 2026 Gubernatorial Democratic Primary Third Choice

Who would be your third choice in the Democratic Primary?

		<u>Shenna Bellows</u>	<u>Troy Jackson</u>	<u>Angus King III</u>	<u>Hannah Pingree</u>	<u>Nirav Shah</u>	<u>Don't know/ Undecided</u>	<u>No third choice</u>	<u>N</u>
STATEWIDE	May 2026	19%	10%	8%	24%	18%	6%	15%	454
Voting Registration	Registered Democrat	22%	9%	7%	27%	18%	4%	13%	334
	Registered Unenrolled	15%	14%	9%	13%	20%	6%	23%	107
Party ID	Democrat	22%	10%	7%	25%	16%	6%	13%	403
	Independent/Republican	2%	10%	9%	15%	36%	1%	28%	50
Political Ideology	Socialist	16%	9%	7%	27%	10%	2%	28%	92
	Progressive	25%	7%	7%	25%	26%	6%	4%	124
	Liberal	21%	6%	6%	27%	22%	4%	13%	88
	Moderate	17%	16%	7%	17%	16%	5%	22%	108
Age of Respondent	18 to 34	13%	10%	6%	23%	22%	9%	18%	110
	35 to 49	24%	3%	10%	25%	19%	9%	9%	94
	50 to 64	12%	11%	9%	20%	21%	6%	21%	101
	65 and older	26%	14%	7%	27%	13%	1%	13%	145
Gender of Respondent	Men	13%	14%	6%	24%	22%	9%	12%	174
	Women	23%	7%	8%	24%	16%	4%	17%	274
Level of Education	High school or less	23%	9%		21%	15%	13%	20%	121
	Tech school/Some college	14%	2%	18%	26%	21%	3%	16%	110
	College graduate	22%	14%	6%	22%	19%	3%	14%	123
	Postgraduate work	18%	11%	7%	28%	21%	4%	11%	95
Region of State	Central Maine	19%	12%	7%	36%	10%	2%	15%	95
	Downeast/Coastal Maine	28%	9%	9%	17%	19%	2%	16%	86
	Northern Maine	8%	15%	0%	9%	34%	9%	24%	65
	Southern Maine	19%	8%	10%	27%	18%	5%	13%	198

Most Important Reason Support Maine 2026 Gubernatorial Democratic Primary Candidate (coded)

What is the most important reason that you support that candidate as your first choice in the Democratic Primary for Governor? (coded)

		<u>Authenticity or honesty</u>	<u>Background</u>	<u>Best chance of winning general election</u>	<u>Character</u>	<u>Endorsement or recommendation</u>
STATEWIDE	May 2026	7%	4%	1%	6%	4%
Voting Registration	Registered Democrat	6%	2%	1%	7%	4%
	Registered Unenrolled	10%	8%		3%	5%
Political Ideology	Socialist/Liberal/Progressive	6%	3%	1%	8%	4%
	Moderate	5%	1%	1%	4%	5%
Age of Respondent	18 to 34	8%	2%		7%	3%
	35 to 49	5%	8%	2%	9%	10%
	50 to 64	4%	3%	1%	5%	5%
	65 and older	8%	2%	1%	4%	1%
Gender of Respondent	Men	4%	4%	0%	5%	8%
	Women	8%	4%	1%	7%	2%
Level of Education	High school or less	8%			12%	10%
	Tech school/Some college	11%	6%	1%	1%	1%
	College graduate	4%	5%	1%	4%	3%
	Postgraduate work	4%	4%	2%	7%	2%
Region of State	Central Maine	7%	2%		3%	8%
	Downeast/Coastal Maine	2%	7%	1%	6%	2%
	Northern Maine	2%	2%	3%	1%	
	Southern Maine	9%	4%	1%	10%	5%

Most Important Reason Support Maine 2026 Gubernatorial Democratic Primary Candidate (coded)

What is the most important reason that you support that candidate as your first choice in the Democratic Primary for Governor? (coded)

		<u>Familiarity</u>	<u>Fighter or strength</u>	<u>Gender</u>	<u>Likeable</u>	<u>Message or communication</u>
STATEWIDE	May 2026	4%	6%	0%	0%	1%
Voting Registration	Registered Democrat	1%	7%	1%	1%	1%
	Registered Unenrolled	13%	2%			1%
Political Ideology	Socialist/Liberal/Progressive	0%	6%	1%	1%	1%
	Moderate	13%	4%		0%	1%
Age of Respondent	18 to 34		9%			1%
	35 to 49					
	50 to 64	15%	4%		1%	
	65 and older	0%	8%	1%	1%	2%
Gender of Respondent	Men	7%	8%	1%	0%	1%
	Women	1%	4%		1%	0%
Level of Education	High school or less	9%	5%	2%		
	Tech school/Some college	3%	10%		1%	1%
	College graduate	1%	4%		1%	2%
	Postgraduate work	0%	4%		0%	1%
Region of State	Central Maine	2%	7%		0%	1%
	Downeast/Coastal Maine	15%	4%		2%	1%
	Northern Maine	1%	1%			1%
	Southern Maine	1%	7%	1%	0%	1%

Most Important Reason Support Maine 2026 Gubernatorial Democratic Primary Candidate (coded)

What is the most important reason that you support that candidate as your first choice in the Democratic Primary for Governor? (coded)

		<u>Past experience</u>	<u>Policies</u>	<u>Politics or ideology</u>	<u>Preferable to alternative(s)</u>	<u>Qualification or competence</u>
STATEWIDE	May 2026	21%	15%	6%	0%	12%
Voting Registration	Registered Democrat	21%	19%	7%	0%	11%
	Registered Unenrolled	21%	6%	4%	1%	14%
Political Ideology	Socialist/Liberal/Progressive	19%	18%	7%		9%
	Moderate	28%	9%	2%	1%	19%
Age of Respondent	18 to 34	13%	28%	10%		6%
	35 to 49	13%	16%	8%	1%	5%
	50 to 64	24%	15%	5%	0%	13%
	65 and older	29%	6%	3%		21%
Gender of Respondent	Men	20%	12%	4%	1%	8%
	Women	21%	18%	8%		15%
Level of Education	High school or less	10%	10%			15%
	Tech school/Some college	14%	19%	16%		5%
	College graduate	28%	20%	7%	0%	10%
	Postgraduate work	29%	14%	4%	1%	19%
Region of State	Central Maine	19%	12%	12%		15%
	Downeast/Coastal Maine	18%	12%	1%		17%
	Northern Maine	30%	20%	17%		10%
	Southern Maine	21%	16%	3%	1%	10%

Most Important Reason Support Maine 2026 Gubernatorial Democratic Primary Candidate (coded)

What is the most important reason that you support that candidate as your first choice in the Democratic Primary for Governor? (coded)

		<u>Represents change</u>	<u>Understanding or empathy</u>	<u>Values</u>	<u>Other</u>	<u>Don't know/Not sure</u>	<u>N</u>
STATEWIDE	May 2026	1%	8%	2%	1%	1%	430
Voting Registration	Registered Democrat	1%	8%	2%	1%	1%	322
	Registered Unenrolled	1%	10%	2%		0%	104
Political Ideology	Socialist/Liberal/Progressive	1%	10%	3%	1%	1%	295
	Moderate	2%	3%			0%	99
Age of Respondent	18 to 34		9%	1%		2%	104
	35 to 49	4%	12%	5%	1%	1%	89
	50 to 64	1%	3%		1%		96
	65 and older	0%	8%	3%	1%	0%	138
Gender of Respondent	Men	1%	15%	0%	0%	0%	183
	Women	1%	3%	3%	1%	1%	243
Level of Education	High school or less		17%	3%			116
	Tech school/Some college	3%	6%	2%	0%		99
	College graduate	0%	6%	1%	2%	2%	114
	Postgraduate work	1%	2%	2%	1%	1%	96
Region of State	Central Maine		10%		1%		105
	Downeast/Coastal Maine	1%	3%	8%	1%		73
	Northern Maine	7%	4%		1%		50
	Southern Maine	0%	7%	2%	0%	1%	192

Maine 2026 Gubernatorial Republican Primary First Choice

If the 2026 Maine primary for governor were held today, who would be your first choice in the Republican Primary?

		<u>Jonathan Bush</u>	<u>Robert Charles</u>	<u>David Jones</u>	<u>Garrett Mason</u>	<u>Owen McCarthy</u>
STATEWIDE	May 2026	18%	37%	7%	9%	2%
Voting Registration	Registered Republican	14%	37%	6%	12%	3%
	Registered Unenrolled	38%	36%	1%	2%	
Party ID	Democrat/Independent	47%	12%		0%	4%
	Republican	14%	41%	8%	11%	2%
Political Ideology	Socialist/Liberal/Progressive	21%	6%	57%		
	Moderate	29%	23%	2%	12%	3%
	Conservative	10%	42%	5%	11%	2%
	Libertarian	26%	56%		3%	
Age of Respondent	18 to 34		30%	18%	10%	
	35 to 49	5%	58%		4%	5%
	50 to 64	24%	29%	10%	10%	1%
	65 and older	22%	43%	2%	10%	2%
Gender of Respondent	Men	20%	37%	6%	12%	3%
	Women	16%	38%	9%	7%	0%
Level of Education	High school or less	25%	38%	15%	5%	
	Tech school/Some college	11%	31%	1%	16%	5%
	College graduate	9%	51%	2%	8%	
	Postgraduate work	27%	29%	3%	8%	4%
Region of State	Central Maine	6%	34%	16%	24%	0%
	Downeast/Coastal Maine	18%	62%		5%	1%
	Northern Maine	14%	51%	10%	1%	4%
	Southern Maine	31%	20%	1%	6%	1%
2024 Pres Vote	Voted for Trump	14%	41%	8%	10%	2%
	Voted for Harris	61%	2%	1%	3%	6%

Maine 2026 Gubernatorial Republican Primary First Choice

If the 2026 Maine primary for governor were held today, who would be your first choice in the Republican Primary?

		<u>Ben Midgley</u>	<u>Robert Wessels</u>	<u>Another candidate</u>	<u>Don't know/Undecided</u>	<u>N</u>
STATEWIDE	May 2026	11%	6%	0%	9%	448
Voting Registration	Registered Republican	9%	8%	1%	11%	318
	Registered Unenrolled	16%	1%		7%	95
Party ID	Democrat/Independent	26%	1%	1%	9%	52
	Republican	9%	6%	0%	9%	395
Political Ideology	Socialist/Liberal/Progressive	4%	2%	1%	8%	31
	Moderate	1%	18%	2%	10%	72
	Conservative	15%	4%		10%	276
	Libertarian	8%		1%	6%	43
Age of Respondent	18 to 34	18%	15%		9%	66
	35 to 49	17%	1%		11%	60
	50 to 64	8%	7%	1%	11%	182
	65 and older	9%	2%	1%	8%	130
Gender of Respondent	Men	15%	0%	1%	6%	225
	Women	6%	12%	0%	13%	214
Level of Education	High school or less	5%	6%		6%	203
	Tech school/Some college	21%	8%	0%	8%	140
	College graduate	9%	2%	1%	18%	79
	Postgraduate work	5%	1%	4%	19%	27
Region of State	Central Maine	16%	0%	0%	4%	117
	Downeast/Coastal Maine	9%			6%	56
	Northern Maine	2%	12%	1%	5%	123
	Southern Maine	15%	7%	1%	18%	148
2024 Pres Vote	Voted for Trump	11%	6%	0%	8%	410
	Voted for Harris	5%	3%	2%	17%	28

Favorability - Jonathan Bush - Likely GOP Primary Voters

Below is a list of public figures who are running for office as Republicans in Maine. Please indicate whether you have a favorable or unfavorable opinion of each of them or if you don't know enough about them to say - Jonathan Bush

		<u>Favorable</u>	<u>Neutral</u>	<u>Unfavorable</u>	<u>Don't know/Not sure</u>	<u>N</u>
STATEWIDE	May 2026	24%	26%	36%	14%	461
Voting Registration	Registered Republican	22%	20%	40%	17%	331
	Registered Unenrolled	33%	38%	21%	8%	96
Party ID	Democrat/Independent	31%	27%	37%	5%	57
	Republican	23%	25%	36%	16%	402
Political Ideology	Socialist/Liberal/Progressive	19%	7%	60%	14%	33
	Moderate	23%	25%	35%	17%	81
	Conservative	22%	25%	38%	15%	277
	Libertarian	26%	44%	19%	11%	43
Age of Respondent	18 to 34	9%	30%	49%	13%	72
	35 to 49	24%	29%	37%	11%	61
	50 to 64	23%	10%	46%	21%	189
	65 and older	28%	46%	17%	9%	130
Gender of Respondent	Men	25%	27%	32%	16%	233
	Women	22%	25%	40%	13%	218
Level of Education	High school or less	21%	24%	46%	9%	201
	Tech school/Some college	20%	24%	33%	22%	152
	College graduate	35%	32%	20%	14%	79
	Postgraduate work	37%	27%	22%	14%	28
Region of State	Central Maine	12%	23%	46%	18%	119
	Downeast/Coastal Maine	35%	36%	16%	13%	57
	Northern Maine	18%	30%	40%	12%	131
	Southern Maine	34%	20%	32%	15%	151
2024 Pres Vote	Voted for Trump	23%	25%	38%	14%	417
	Voted for Harris	27%	36%	26%	11%	33

Favorability - Robert Charles - Likely GOP Primary Voters

Below is a list of public figures who are running for office as Republicans in Maine. Please indicate whether you have a favorable or unfavorable opinion of each of them or if you don't know enough about them to say - Robert Charles

		<u>Favorable</u>	<u>Neutral</u>	<u>Unfavorable</u>	<u>Don't know/Not sure</u>	<u>N</u>
STATEWIDE	May 2026	42%	22%	17%	18%	455
Voting Registration	Registered Republican	43%	20%	19%	18%	326
	Registered Unenrolled	27%	35%	20%	18%	94
Party ID	Democrat/Independent	10%	43%	20%	26%	57
	Republican	47%	19%	17%	17%	396
Political Ideology	Socialist/Liberal/Progressive		10%	64%	27%	33
	Moderate	23%	33%	17%	27%	82
	Conservative	54%	20%	11%	15%	277
	Libertarian	32%	35%	30%	4%	43
Age of Respondent	18 to 34	46%	25%	13%	15%	72
	35 to 49	71%	13%	11%	5%	60
	50 to 64	33%	22%	27%	18%	184
	65 and older	40%	26%	11%	23%	131
Gender of Respondent	Men	48%	26%	15%	10%	225
	Women	36%	18%	20%	26%	220
Level of Education	High school or less	38%	24%	20%	18%	195
	Tech school/Some college	36%	26%	18%	20%	153
	College graduate	59%	16%	9%	15%	80
	Postgraduate work	60%	10%	16%	14%	27
Region of State	Central Maine	39%	25%	25%	10%	119
	Downeast/Coastal Maine	44%	46%	5%	4%	57
	Northern Maine	57%	16%	11%	16%	130
	Southern Maine	31%	16%	22%	30%	145
2024 Pres Vote	Voted for Trump	47%	22%	16%	15%	411
	Voted for Harris		32%	27%	42%	33

Favorability - David Jones - Likely GOP Primary Voters

Below is a list of public figures who are running for office as Republicans in Maine. Please indicate whether you have a favorable or unfavorable opinion of each of them or if you don't know enough about them to say - David Jones

		<u>Favorable</u>	<u>Neutral</u>	<u>Unfavorable</u>	<u>Don't know/Not sure</u>	<u>N</u>
STATEWIDE	May 2026	15%	25%	18%	42%	451
Voting Registration	Registered Republican	13%	21%	20%	46%	323
	Registered Unenrolled	27%	31%	3%	39%	94
Party ID	Democrat/Independent	24%	23%	14%	39%	55
	Republican	13%	25%	19%	42%	394
Political Ideology	Socialist/Liberal/Progressive	57%	4%	11%	29%	31
	Moderate	4%	16%	16%	64%	81
	Conservative	12%	30%	21%	36%	276
	Libertarian	26%	32%	13%	28%	43
Age of Respondent	18 to 34	17%	26%	41%	17%	72
	35 to 49	4%	18%	38%	40%	60
	50 to 64	23%	19%	10%	48%	182
	65 and older	8%	36%	9%	47%	128
Gender of Respondent	Men	17%	31%	25%	26%	223
	Women	13%	18%	11%	58%	218
Level of Education	High school or less	18%	25%	19%	39%	195
	Tech school/Some college	15%	19%	20%	46%	151
	College graduate	9%	35%	15%	41%	79
	Postgraduate work	8%	33%	14%	46%	26
Region of State	Central Maine	28%	26%	21%	25%	118
	Downeast/Coastal Maine	3%	47%	9%	41%	57
	Northern Maine	1%	23%	16%	60%	128
	Southern Maine	21%	18%	20%	41%	145
2024 Pres Vote	Voted for Trump	16%	25%	18%	41%	409
	Voted for Harris	3%	32%	26%	39%	32

Favorability - Garrett Mason - Likely GOP Primary Voters

Below is a list of public figures who are running for office as Republicans in Maine. Please indicate whether you have a favorable or unfavorable opinion of each of them or if you don't know enough about them to say - Garrett Mason

		<u>Favorable</u>	<u>Neutral</u>	<u>Unfavorable</u>	<u>Don't know/Not sure</u>	<u>N</u>
STATEWIDE	May 2026	28%	26%	19%	28%	455
Voting Registration	Registered Republican	29%	19%	23%	30%	327
	Registered Unenrolled	32%	33%	9%	25%	94
Party ID	Democrat/Independent	29%	36%	22%	13%	57
	Republican	28%	24%	18%	30%	397
Political Ideology	Socialist/Liberal/Progressive		29%	61%	10%	33
	Moderate	21%	21%	15%	43%	83
	Conservative	34%	25%	17%	24%	277
	Libertarian	39%	38%	14%	9%	43
Age of Respondent	18 to 34	39%	42%	6%	13%	72
	35 to 49	22%	17%	26%	34%	60
	50 to 64	26%	18%	29%	27%	184
	65 and older	27%	31%	10%	33%	130
Gender of Respondent	Men	38%	32%	15%	15%	225
	Women	19%	19%	23%	40%	221
Level of Education	High school or less	17%	29%	32%	22%	195
	Tech school/Some college	44%	17%	5%	34%	155
	College graduate	28%	30%	15%	27%	80
	Postgraduate work	21%	34%	15%	29%	26
Region of State	Central Maine	42%	17%	31%	10%	119
	Downeast/Coastal Maine	23%	41%	8%	27%	58
	Northern Maine	8%	33%	22%	37%	130
	Southern Maine	36%	19%	9%	35%	144
2024 Pres Vote	Voted for Trump	31%	24%	17%	28%	412
	Voted for Harris	4%	53%	25%	18%	33

Favorability - Owen McCarthy - Likely GOP Primary Voters

Below is a list of public figures who are running for office as Republicans in Maine. Please indicate whether you have a favorable or unfavorable opinion of each of them or if you don't know enough about them to say - Owen McCarthy

		<u>Favorable</u>	<u>Neutral</u>	<u>Unfavorable</u>	<u>Don't know/Not sure</u>	<u>N</u>
STATEWIDE	May 2026	14%	28%	13%	44%	453
Voting Registration	Registered Republican	15%	19%	17%	49%	325
	Registered Unenrolled	13%	44%	4%	39%	93
Party ID	Democrat/Independent	4%	56%	7%	34%	56
	Republican	16%	24%	14%	46%	395
Political Ideology	Socialist/Liberal/Progressive	1%	8%	60%	30%	33
	Moderate	4%	31%	4%	61%	81
	Conservative	17%	30%	11%	42%	277
	Libertarian	36%	31%	14%	19%	43
Age of Respondent	18 to 34	22%	59%	4%	15%	72
	35 to 49	24%	12%	29%	35%	60
	50 to 64	11%	22%	16%	51%	184
	65 and older	10%	29%	7%	53%	129
Gender of Respondent	Men	18%	40%	15%	27%	223
	Women	11%	17%	11%	61%	220
Level of Education	High school or less	7%	33%	21%	39%	195
	Tech school/Some college	25%	23%	8%	44%	152
	College graduate	13%	26%	8%	53%	79
	Postgraduate work	11%	26%	3%	59%	26
Region of State	Central Maine	10%	27%	29%	34%	119
	Downeast/Coastal Maine	15%	40%	9%	36%	57
	Northern Maine	10%	33%	7%	50%	129
	Southern Maine	22%	20%	8%	50%	144
2024 Pres Vote	Voted for Trump	15%	27%	14%	44%	410
	Voted for Harris	6%	35%	11%	47%	32

Favorability - Ben Midgley - Likely GOP Primary Voters

Below is a list of public figures who are running for office as Republicans in Maine. Please indicate whether you have a favorable or unfavorable opinion of each of them or if you don't know enough about them to say - Ben Midgley

		<u>Favorable</u>	<u>Neutral</u>	<u>Unfavorable</u>	<u>Don't know/Not sure</u>	<u>N</u>
STATEWIDE	May 2026	32%	23%	15%	30%	452
Voting Registration	Registered Republican	34%	19%	17%	29%	324
	Registered Unenrolled	28%	29%	1%	41%	94
Party ID	Democrat/Independent	23%	25%	7%	46%	57
	Republican	33%	23%	17%	28%	394
Political Ideology	Socialist/Liberal/Progressive		4%	60%	36%	33
	Moderate	24%	27%	11%	38%	81
	Conservative	38%	21%	14%	26%	276
	Libertarian	39%	42%	6%	13%	43
Age of Respondent	18 to 34	39%	19%	20%	23%	72
	35 to 49	25%	21%	24%	31%	60
	50 to 64	37%	16%	19%	28%	184
	65 and older	24%	37%	5%	33%	128
Gender of Respondent	Men	30%	30%	21%	20%	223
	Women	34%	15%	10%	40%	220
Level of Education	High school or less	27%	25%	28%	20%	195
	Tech school/Some college	40%	23%	5%	32%	151
	College graduate	35%	16%	8%	41%	80
	Postgraduate work	16%	29%	5%	51%	27
Region of State	Central Maine	28%	29%	29%	14%	119
	Downeast/Coastal Maine	20%	45%	7%	29%	57
	Northern Maine	34%	19%	13%	34%	129
	Southern Maine	38%	13%	10%	39%	144
2024 Pres Vote	Voted for Trump	35%	22%	16%	27%	409
	Voted for Harris	3%	35%	12%	50%	33

Favorability - Robert Wessels - Likely GOP Primary Voters

Below is a list of public figures who are running for office as Republicans in Maine. Please indicate whether you have a favorable or unfavorable opinion of each of them or if you don't know enough about them to say - Robert Wessels

		<u>Favorable</u>	<u>Neutral</u>	<u>Unfavorable</u>	<u>Don't know/Not sure</u>	<u>N</u>
STATEWIDE	May 2026	21%	27%	17%	36%	450
Voting Registration	Registered Republican	26%	21%	16%	38%	321
	Registered Unenrolled	12%	42%	10%	36%	94
Party ID	Democrat/Independent	1%	56%	18%	25%	57
	Republican	24%	23%	16%	37%	391
Political Ideology	Socialist/Liberal/Progressive		23%	60%	16%	33
	Moderate	28%	19%	13%	40%	81
	Conservative	20%	30%	15%	34%	274
	Libertarian	33%	36%	1%	30%	43
Age of Respondent	18 to 34	24%	41%	17%	19%	72
	35 to 49	19%	21%	27%	33%	57
	50 to 64	29%	22%	19%	30%	183
	65 and older	10%	29%	9%	52%	129
Gender of Respondent	Men	19%	34%	18%	29%	224
	Women	24%	19%	15%	41%	216
Level of Education	High school or less	24%	26%	28%	21%	195
	Tech school/Some college	23%	23%	8%	46%	150
	College graduate	10%	37%	6%	47%	79
	Postgraduate work	17%	21%	13%	49%	27
Region of State	Central Maine	14%	25%	30%	31%	119
	Downeast/Coastal Maine	6%	49%	6%	40%	57
	Northern Maine	29%	22%	19%	31%	129
	Southern Maine	26%	25%	8%	41%	141
2024 Pres Vote	Voted for Trump	23%	26%	15%	36%	406
	Voted for Harris	2%	51%	18%	28%	33

Maine 2026 Gubernatorial Republican Primary Second Choice

Who would be your second choice in the Republican Primary?

		<u>Jonathan Bush</u>	<u>Robert Charles</u>	<u>David Jones</u>	<u>Garrett Mason</u>	<u>Owen McCarthy</u>
STATEWIDE	May 2026	13%	4%	10%	9%	1%
Voting Registration	Registered Republican	10%	4%	10%	11%	2%
	Registered Unenrolled	11%	3%	14%	7%	
Party ID	Democrat/Independent	5%		27%	21%	0%
	Republican	14%	5%	8%	8%	1%
Political Ideology	Socialist/Liberal/Progressive	2%		65%	28%	
	Moderate	7%	2%		3%	0%
	Conservative	19%	6%	9%	9%	2%
	Libertarian			3%	12%	1%
Age of Respondent	18 to 34	29%		20%	16%	
	35 to 49	8%	10%	1%	6%	3%
	50 to 64	6%	2%	16%	8%	0%
	65 and older	17%	7%	1%	7%	3%
Gender of Respondent	Men	17%	4%	10%	7%	2%
	Women	7%	4%	11%	12%	1%
Level of Education	High school or less	13%	2%	13%	3%	
	Tech school/Some college	9%	4%	10%	16%	3%
	College graduate	19%	9%	5%	16%	1%
Region of State	Central Maine	10%	2%	28%	6%	1%
	Downeast/Coastal Maine	14%	12%	2%	5%	
	Northern Maine	18%	4%	1%	3%	2%
	Southern Maine	10%	4%	7%	21%	2%

Maine 2026 Gubernatorial Republican Primary Second Choice

Who would be your second choice in the Republican Primary?

		<u>Ben Midgley</u>	<u>Robert Wessels</u>	<u>Another candidate</u>	<u>Don't know/ Undecided</u>	<u>No second choice</u>	<u>N</u>
STATEWIDE	May 2026	18%	4%	1%	4%	35%	404
Voting Registration	Registered Republican	16%	5%	2%	4%	36%	282
	Registered Unenrolled	27%	0%		5%	32%	89
Party ID	Democrat/Independent	1%	0%	0%	2%	43%	47
	Republican	20%	4%	1%	4%	34%	355
Political Ideology	Socialist/Liberal/Progressive					5%	29
	Moderate	28%	10%	1%	8%	42%	65
	Conservative	13%	3%	2%	1%	37%	248
	Libertarian	56%	5%		3%	21%	39
Age of Respondent	18 to 34	11%				24%	60
	35 to 49		9%	5%	12%	46%	53
	50 to 64	23%	4%	0%	2%	37%	163
	65 and older	22%	3%	2%	6%	33%	118
Gender of Respondent	Men	13%	5%	2%	4%	37%	210
	Women	24%	2%	0%	4%	34%	186
Level of Education	High school or less	21%	3%			45%	190
	Tech school/Some college	14%	4%	3%	9%	28%	128
	College graduate	20%	4%	1%	6%	19%	64
Region of State	Central Maine	14%	3%	3%	4%	29%	112
	Downeast/Coastal Maine	29%	3%	2%	2%	32%	53
	Northern Maine	18%	3%	0%	6%	45%	117
	Southern Maine	16%	5%	0%	2%	34%	120

Maine 2026 Gubernatorial Republican Primary Third Choice

Who would be your third choice in the Republican Primary?

		<u>Jonathan Bush</u>	<u>Robert Charles</u>	<u>David Jones</u>	<u>Garrett Mason</u>	<u>Owen McCarthy</u>
STATEWIDE	May 2026	8%	5%	2%	18%	5%
Voting Registration	Registered Republican	6%	5%	2%	11%	8%
	Registered Unenrolled	8%	5%	1%	43%	
Party ID	Democrat/Independent	14%	3%			24%
	Republican	7%	5%	2%	20%	3%
Political Ideology	Moderate	9%	3%	2%	19%	1%
	Conservative	10%	5%	2%	8%	2%
	Libertarian		8%		78%	5%
Age of Respondent	18 to 34					
	50 to 64	3%	7%	3%	23%	8%
	65 and older	5%	3%	1%	30%	1%
Gender of Respondent	Men	10%	4%	2%	18%	1%
	Women	6%	4%	1%	18%	11%
Level of Education	High school or less	4%			31%	7%
	Tech school/Some college	8%	7%	1%	9%	0%
	College graduate	15%	10%	5%	11%	10%
Region of State	Central Maine	3%	7%		3%	1%
	Downeast/Coastal Maine	21%		3%	35%	8%
	Northern Maine	7%	2%	1%	9%	3%
	Southern Maine	4%	8%	2%	28%	9%

Maine 2026 Gubernatorial Republican Primary Third Choice

Who would be your third choice in the Republican Primary?

		<u>Ben Midgley</u>	<u>Robert Wessels</u>	<u>Another candidate</u>	<u>Don't know/ Undecided</u>	<u>No third choice</u>	<u>N</u>
STATEWIDE	May 2026	8%	14%	1%	5%	36%	222
Voting Registration	Registered Republican	12%	3%	1%	7%	45%	148
	Registered Unenrolled		26%		1%	16%	55
Party ID	Democrat/Independent		53%	1%		6%	26
	Republican	9%	8%	1%	6%	40%	196
Political Ideology	Moderate	6%	2%	2%		57%	32
	Conservative	10%	20%	0%	7%	37%	150
	Libertarian				1%	7%	29
Age of Respondent	18 to 34	21%	53%			26%	45
	50 to 64	2%	4%	1%	9%	40%	80
	65 and older	7%	4%	1%	5%	41%	69
Gender of Respondent	Men	5%	22%	1%	8%	30%	124
	Women	12%	3%	0%	1%	44%	94
Level of Education	High school or less		14%		8%	36%	88
	Tech school/Some college	16%	21%	1%	3%	34%	80
	College graduate	7%	1%	0%	3%	37%	45
Region of State	Central Maine	4%	30%	0%	1%	50%	55
	Downeast/Coastal Maine			2%	2%	29%	35
	Northern Maine	4%	21%	1%	1%	51%	56
	Southern Maine	17%	2%		12%	18%	75

Most Important Reason Support Maine 2026 Gubernatorial Republican Primary Candidate (coded)

What is the most important reason that you support that candidate as your first choice in the Republican Primary for Governor? (coded)

		<u>Authenticity or honesty</u>	<u>Background</u>	<u>Best chance of winning general election</u>	<u>Character</u>	<u>Fighter or strength</u>	<u>Likeable</u>
STATEWIDE	May 2026	10%	4%	2%	3%	0%	1%
Voting Registration	Registered Republican	10%	3%	2%	4%	0%	2%
	Registered Unenrolled	17%	9%				
Political Ideology	Moderate	11%	5%	1%			
	Conservative	15%	5%	3%	5%	0%	2%
	Libertarian		1%				
Age of Respondent	18 to 34	23%					
	35 to 49			2%	3%		
	50 to 64	1%	3%	4%		1%	
	65 and older	19%	9%	0%	7%		3%
Gender of Respondent	Men	4%	3%	1%	4%		2%
	Women	17%	3%	2%	2%	1%	
Level of Education	High school or less	11%			3%		2%
	Tech school/Some college	13%	6%	3%	3%		
	College graduate	3%	9%	3%	5%	2%	
Region of State	Central Maine	8%	1%	1%	4%		
	Downeast/Coastal Maine	2%	0%	2%	2%		8%
	Northern Maine	3%	3%		1%		
	Southern Maine	24%	11%	3%	5%	1%	

Most Important Reason Support Maine 2026 Gubernatorial Republican Primary Candidate (coded)

What is the most important reason that you support that candidate as your first choice in the Republican Primary for Governor? (coded)

		<u>Message or communication</u>	<u>Past experience</u>	<u>Policies</u>	<u>Politics or ideology</u>	<u>Preferable to alternative(s)</u>
STATEWIDE	May 2026	14%	6%	12%	2%	1%
Voting Registration	Registered Republican	17%	8%	12%	3%	2%
	Registered Unenrolled	11%	2%	14%		
Political Ideology	Moderate	35%	7%	14%	0%	6%
	Conservative	2%	7%	11%	3%	
	Libertarian	3%	7%	19%		
Age of Respondent	18 to 34		21%			
	35 to 49			12%		
	50 to 64	37%	1%	14%	3%	3%
	65 and older	5%	7%	13%	3%	
Gender of Respondent	Men	0%	10%	14%	2%	2%
	Women	26%	3%	10%	2%	
Level of Education	High school or less	27%				
	Tech school/Some college	3%	12%	13%	5%	3%
	College graduate	5%	9%	33%		
Region of State	Central Maine	24%	9%	11%	5%	4%
	Downeast/Coastal Maine		3%	18%	2%	
	Northern Maine	23%	4%	7%		
	Southern Maine	0%	5%	13%	0%	

Most Important Reason Support Maine 2026 Gubernatorial Republican Primary Candidate (coded)

What is the most important reason that you support that candidate as your first choice in the Republican Primary for Governor? (coded)

		<u>Qualification or competence</u>	<u>Represents change</u>	<u>Understanding or empathy</u>	<u>Values</u>	<u>Other</u>	<u>N</u>
STATEWIDE	May 2026	12%	2%	10%	5%	16%	304
Voting Registration	Registered Republican	10%	3%	13%	6%	5%	210
	Registered Unenrolled	22%			4%	21%	64
Political Ideology	Moderate	3%	1%	1%		18%	57
	Conservative	11%	1%	12%	8%	15%	173
	Libertarian	37%		7%	2%	25%	38
Age of Respondent	18 to 34					56%	43
	35 to 49	13%		49%	20%	2%	43
	50 to 64	9%	0%	2%	3%	19%	101
	65 and older	20%	2%	6%	1%	4%	107
Gender of Respondent	Men	7%	1%	13%	3%	33%	140
	Women	16%	4%	8%	7%	1%	157
Level of Education	High school or less	13%		12%		32%	134
	Tech school/Some college	9%	6%	11%	10%	2%	101
	College graduate	16%	1%	3%	5%	5%	49
Region of State	Central Maine	4%		18%	8%	2%	88
	Downeast/Coastal Maine	51%	3%	2%	7%		41
	Northern Maine	12%	5%	9%	6%	27%	88
	Southern Maine	3%	2%	5%	1%	26%	86

Maine 2026 Second Congressional District Democratic Primary First Choice

If the 2026 Maine U.S. Congress primary were held today, who would be your first choice in the Democratic Primary?

		<u>Joe Baldacci</u>	<u>Matthew Dunlap</u>	<u>Paige Loud</u>	<u>Jordan Wood</u>	<u>Another candidate</u>	<u>Don't know/ Undecided</u>	<u>N</u>
2nd District	2026 Q2	22%	17%	14%	23%	0%	25%	238
Voting Registration	Registered Democrat	20%	20%	15%	20%	0%	25%	174
	Registered Unenrolled	31%	10%	5%	28%		26%	50
Political Ideology	Socialist	9%	16%	24%	5%		47%	41
	Progressive	10%	15%	35%	13%	0%	27%	65
	Liberal	16%	17%		44%		22%	41
	Moderate	40%	21%		27%		12%	64
Age of Respondent	18 to 34	10%	9%	40%	11%		30%	49
	35 to 49	12%	12%	21%	15%		40%	57
	50 to 64	29%	22%	0%	37%		12%	58
	65 and older	33%	20%	0%	28%	0%	19%	73
Gender of Respondent	Men	33%	19%	19%	19%	0%	10%	78
	Women	17%	15%	12%	26%		31%	154
Level of Education	High school or less	25%	12%	18%	40%		5%	63
	Tech school/Some college	24%	12%	16%	11%		37%	53
	College graduate	19%	16%	11%	19%		35%	75
	Postgraduate work	22%	30%	11%	13%	0%	23%	42
Region of State	Central Maine	17%	17%	19%	32%	0%	14%	104
	Downeast/Coastal Maine	26%	18%	11%	7%		37%	48
	Northern Maine	25%	15%	9%	21%		30%	86

Favorability - Joe Baldacci - Likely CD2 DEM Primary Voters

Below is a list of public figures who are running for office as Democrats in Maine. Please indicate whether you have a favorable or unfavorable opinion of each of them or if you don't know enough about them to say - Joe Baldacci

		<u>Favorable</u>	<u>Neutral</u>	<u>Unfavorable</u>	<u>Don't know/Not sure</u>	<u>N</u>
2nd District	May 2026	30%	32%	17%	21%	235
Voting Registration	Registered Democrat	28%	34%	14%	25%	171
	Registered Unenrolled	40%	35%	13%	12%	49
Political Ideology	Socialist	11%	32%	19%	38%	41
	Progressive	23%	28%	32%	18%	57
	Liberal	23%	53%	3%	21%	41
	Moderate	51%	22%	6%	20%	64
Age of Respondent	18 to 34	21%	22%	30%	27%	49
	35 to 49	15%	33%	27%	25%	53
	50 to 64	28%	43%	6%	22%	58
	65 and older	47%	27%	11%	15%	74
Gender of Respondent	Men	45%	32%	9%	14%	72
	Women	23%	32%	21%	24%	157
Level of Education	High school or less	37%	23%	27%	13%	56
	Tech school/Some college	30%	33%	14%	23%	58
	College graduate	26%	31%	16%	27%	75
	Postgraduate work	29%	36%	13%	23%	42
Region of State	Central Maine	25%	46%	14%	15%	102
	Downeast/Coastal Maine	32%	20%	22%	26%	46
	Northern Maine	34%	22%	19%	26%	86

Favorability - Matthew Dunlap - Likely CD2 DEM Primary Voters

Below is a list of public figures who are running for office as Democrats in Maine. Please indicate whether you have a favorable or unfavorable opinion of each of them or if you don't know enough about them to say - Matthew Dunlap

		<u>Favorable</u>	<u>Neutral</u>	<u>Unfavorable</u>	<u>Don't know/Not sure</u>	<u>N</u>
2nd District	May 2026	33%	33%	8%	26%	234
Voting Registration	Registered Democrat	32%	39%	7%	21%	170
	Registered Unenrolled	45%	24%	7%	24%	49
Political Ideology	Socialist	27%	36%	9%	29%	41
	Progressive	39%	18%	14%	29%	57
	Liberal	34%	43%	1%	22%	40
	Moderate	40%	36%	4%	21%	64
Age of Respondent	18 to 34	26%	27%	20%	28%	49
	35 to 49	28%	27%	4%	41%	53
	50 to 64	28%	49%	4%	19%	57
	65 and older	44%	31%	5%	20%	74
Gender of Respondent	Men	48%	31%	6%	14%	72
	Women	26%	36%	9%	30%	156
Level of Education	High school or less	21%	48%	3%	27%	56
	Tech school/Some college	26%	39%	12%	23%	57
	College graduate	38%	26%	10%	26%	75
	Postgraduate work	51%	24%	5%	20%	42
Region of State	Central Maine	38%	44%	3%	16%	102
	Downeast/Coastal Maine	45%	16%	6%	33%	45
	Northern Maine	22%	30%	14%	34%	86

Favorability - Jordan Wood - Likely CD2 DEM Primary Voters

Below is a list of public figures who are running for office as Democrats in Maine. Please indicate whether you have a favorable or unfavorable opinion of each of them or if you don't know enough about them to say - Jordan Wood

		<u>Favorable</u>	<u>Neutral</u>	<u>Unfavorable</u>	<u>Don't know/Not sure</u>	<u>N</u>
2nd District	May 2026	40%	24%	8%	27%	232
Voting Registration	Registered Democrat	37%	28%	8%	26%	169
	Registered Unenrolled	48%	19%	7%	26%	49
Political Ideology	Socialist	12%	30%	12%	46%	40
	Progressive	40%	25%	6%	29%	57
	Liberal	59%	12%	2%	27%	40
	Moderate	50%	20%	12%	19%	64
Age of Respondent	18 to 34	16%	33%	13%	39%	48
	35 to 49	34%	34%	4%	28%	53
	50 to 64	56%	16%	11%	17%	57
	65 and older	48%	18%	6%	27%	74
Gender of Respondent	Men	29%	32%	16%	23%	71
	Women	46%	22%	5%	27%	156
Level of Education	High school or less	69%	4%	10%	17%	56
	Tech school/Some college	22%	47%	1%	31%	57
	College graduate	34%	24%	9%	32%	73
	Postgraduate work	32%	24%	14%	30%	42
Region of State	Central Maine	46%	31%	6%	17%	101
	Downeast/Coastal Maine	38%	11%	6%	45%	45
	Northern Maine	34%	23%	12%	31%	86

Favorability - Paige Loud - Likely CD2 DEM Primary Voters

Below is a list of public figures who are running for office as Democrats in Maine. Please indicate whether you have a favorable or unfavorable opinion of each of them or if you don't know enough about them to say - Paige Loud

		<u>Favorable</u>	<u>Neutral</u>	<u>Unfavorable</u>	<u>Don't know/Not sure</u>	<u>N</u>
2nd District	May 2026	15%	24%	2%	59%	241
Voting Registration	Registered Democrat	18%	28%	2%	52%	178
	Registered Unenrolled	8%	16%	4%	73%	49
Political Ideology	Socialist	20%	21%		59%	41
	Progressive	33%	13%	0%	54%	64
	Liberal	5%	43%	1%	52%	40
	Moderate	2%	25%	4%	69%	64
Age of Respondent	18 to 34	33%	12%		55%	49
	35 to 49	18%	23%	2%	57%	60
	50 to 64	5%	33%	2%	61%	57
	65 and older	8%	27%	4%	60%	74
Gender of Respondent	Men	19%	27%	5%	49%	79
	Women	13%	23%	1%	62%	156
Level of Education	High school or less	12%	37%	4%	47%	63
	Tech school/Some college	18%	24%		59%	57
	College graduate	15%	19%	4%	62%	75
	Postgraduate work	16%	17%	2%	65%	42
Region of State	Central Maine	18%	30%	3%	48%	110
	Downeast/Coastal Maine	5%	11%	4%	79%	45
	Northern Maine	15%	23%	0%	61%	86

Maine 2026 Second Congressional District Democratic Primary Second Choice

Who would be your second choice in the Democratic Primary?

		<u>Joe Baldacci</u>	<u>Matthew Dunlap</u>	<u>Paige Loud</u>	<u>Jordan Wood</u>	<u>Another candidate</u>	<u>No second choice</u>	<u>Don't know/ Undecided</u>	<u>N</u>
2nd District	May 2026	26%	31%	6%	8%	0%	4%	24%	170
Voting Registration	Registered Democrat	23%	34%	5%	9%	0%	2%	27%	121
	Registered Unenrolled	27%	34%	8%	9%		14%	7%	37
Political Ideology	Progressive	35%	23%	3%	13%		4%	22%	40
	Liberal	11%	42%	4%	8%		1%	34%	32
	Moderate	25%	34%	4%	5%	0%	2%	30%	57
Age of Respondent	18 to 34	49%	27%	4%	2%		7%	11%	35
	35 to 49	30%	22%	6%	19%		2%	21%	27
	50 to 64	13%	34%	10%	4%		7%	32%	51
	65 and older	19%	37%	3%	10%	0%	2%	28%	57
Gender of Respondent	Men	24%	41%	3%	8%		10%	14%	61
	Women	26%	26%	7%	8%	0%	1%	31%	107
Level of Education	High school or less	21%	42%					38%	50
	Tech school/Some college	29%	18%	5%	7%		6%	36%	34
	College graduate	25%	32%	11%	16%		4%	12%	49
	Postgraduate work	21%	32%	8%	12%	1%	12%	15%	32
Region of State	Central Maine	21%	39%	3%	11%	0%	7%	20%	79
	Downeast/Coastal Maine	12%	34%	8%	12%		2%	32%	30
	Northern Maine	39%	21%	8%	3%		2%	26%	61

Maine 2026 Second Congressional District Democratic Primary Third Choice

Who would be your third choice in the Democratic Primary?

		<u>Joe Baldacci</u>	<u>Matthew Dunlap</u>	<u>Paige Loud</u>	<u>Jordan Wood</u>	<u>Another candidate</u>	<u>No third choice</u>	<u>Don't know/ Undecided</u>	<u>N</u>
2nd District	May 2026	7%	7%	16%	29%	0%	15%	26%	116
Voting Registration	Registered Democrat	0%	20%	9%	30%	4%	20%	17%	83
	Registered Unenrolled		28%	4%	32%	17%	3%	16%	28
Political Ideology	Progressive		13%	10%	46%	3%	1%	27%	29
	Moderate	1%	16%	1%	35%	14%	28%	4%	37
Age of Respondent	18 to 34		29%	5%	44%	10%	3%	8%	28
	50 to 64		31%	6%	10%	8%	17%	27%	30
	65 and older	1%	13%	10%	36%	3%	23%	15%	37
Gender of Respondent	Men		14%	9%	31%	10%	18%	18%	45
	Women	0%	34%	7%	28%	4%	13%	14%	71
Level of Education	High school or less		19%		25%		34%	22%	31
	College graduate		24%	10%	26%	19%	6%	15%	40
Region of State	Central Maine	0%	16%	10%	22%	10%	14%	28%	56
	Northern Maine		41%	3%	27%	3%	21%	4%	42

Maine 2026 First Congressional District Republican Primary

If the 2026 Maine U.S. Congress primary were held today, who would be your first choice in the Republican Primary?

		<u>Joshua Pietrowicz</u>	<u>Ronald Russell</u>	<u>Another candidate</u>	<u>Don't know/Undecided</u>	<u>N</u>
1st District	May 2026	7%	24%	2%	68%	185
Voting Registration	Registered Unenrolled	10%	11%		79%	58
	Registered Republican	5%	30%	2%	62%	124
Political Ideology	Conservative	5%	29%	2%	64%	109
	Libertarian	3%	8%	4%	85%	33
Age of Respondent	50 to 64	4%	22%	2%	73%	84
	65 and older	11%	17%	0%	71%	71
Gender of Respondent	Men	8%	24%	2%	66%	86
	Women	6%	20%	2%	72%	95
Level of Education	High school or less	4%	12%		83%	82
	Tech school/Some college	5%	49%	2%	43%	56
	College graduate	16%	12%	5%	66%	32
Region of State	Downeast/Coastal Maine	2%	17%	4%	77%	29
	Southern Maine	7%	26%	0%	67%	148

Favorability - Ronald Russell - Likely CD1 GOP Primary Voters

Below is a list of public figures who are running for office as Republicans in Maine. Please indicate whether you have a favorable or unfavorable opinion of each of them or if you don't know enough about them to say - Ronald Russell

		<u>Favorable</u>	<u>Neutral</u>	<u>Unfavorable</u>	<u>Don't know/Not sure</u>	<u>N</u>
1st District	May 2026	13%	23%	16%	48%	200
Voting Registration	Registered Republican	17%	20%	22%	41%	140
	Registered Unenrolled	6%	28%	1%	65%	58
Political Ideology	Socialist/Liberal/Progressive		2%	69%	30%	27
	Moderate	5%	17%	22%	56%	26
	Conservative	18%	22%	7%	53%	111
	Libertarian	10%	48%		42%	33
Age of Respondent	50 to 64	8%	16%	30%	46%	97
	65 and older	5%	35%	2%	57%	73
Gender of Respondent	Men	14%	29%	17%	40%	80
	Women	13%	19%	15%	52%	116
Level of Education	High school or less		28%	31%	41%	92
	Tech school/Some college	36%	19%	3%	43%	61
	College graduate	7%	21%	3%	69%	32
Region of State	Central Maine		22%	65%	12%	27
	Downeast/Coastal Maine	17%	43%	5%	35%	29
	Southern Maine	15%	18%	9%	58%	144

Favorability - Joshua Pietrowicz - Likely CD1 GOP Primary Voters

Below is a list of public figures who are running for office as Republicans in Maine. Please indicate whether you have a favorable or unfavorable opinion of each of them or if you don't know enough about them to say - Joshua Pietrowicz

		<u>Favorable</u>	<u>Neutral</u>	<u>Unfavorable</u>	<u>Don't know/Not sure</u>	<u>N</u>
1st District	May 2026	4%	21%	21%	54%	202
Voting Registration	Registered Republican	4%	19%	29%	48%	142
	Registered Unenrolled	3%	27%	1%	68%	58
Political Ideology	Socialist/Liberal/Progressive		2%	69%	30%	27
	Moderate	10%	14%	22%	53%	26
	Conservative	4%	19%	16%	61%	113
	Libertarian	3%	48%		49%	33
Age of Respondent	50 to 64	4%	10%	30%	57%	98
	65 and older	2%	36%	3%	58%	74
Gender of Respondent	Men	3%	27%	17%	54%	80
	Women	5%	19%	23%	53%	117
Level of Education	High school or less		20%	31%	48%	92
	Tech school/Some college	6%	23%	19%	52%	61
	College graduate	12%	21%	4%	63%	33
Region of State	Central Maine	1%	21%	65%	12%	27
	Downeast/Coastal Maine	3%	48%	3%	47%	29
	Southern Maine	5%	16%	16%	63%	145